

SA&I 1-4040 (2000)

Canadian _____ County, Oklahoma
COUNTY PURCHASING OFFICE
Canadian _____ County Court House
El Reno _____, Oklahoma
Phone: (405) 295-6125

INVITATION TO BID

PLEASE REVIEW TERMS AND CONDITIONS ON REVERSE
SIDE RELATING TO SUBMISSION OF THIS BID.
Notarized Affidavit completions and signature required on reverse side.

DATE ISSUED
Start accepting bids at 8:30am
Page 1 of 2

10-13-2020

BID NUMBER #2021-#07
Audio Visual Design System / Fairgrounds / PFA
BID CLOSING DATE AND HOUR Oct. 19, 2020 @ 8:30am
REQUIRED DELIVERY DATE
SEE SPECIFICATIONS
____ Days after award of Purchase Order

TERMS
Net, FOB this bid will open 10-19-2020 during PFA Meeting that begins at 8:30am
DATE OF DELIVERY:
SEE SPECIFICATIONS

ITEM	QUANTITY	UNIT OF ISSUE	DESCRIPTION	UNIT PRICE	TOTAL
	1 or more		<p>Canadian County Public Facilities Authority is seeking bids for Audio Visual Design, installation and equipment training for the new Canadian County Fairgrounds facility.</p> <p>See Specifications attached.</p> <p>The Canadian County Public Facilities Authority reserves the right to reject any and all bids or to award all or any portion of the items bid. All data will be considered in the awarding of the bid including the delivery time.</p> <p><u>The terms & conditions of this document must be completed and returned or the bid will be rejected.</u></p> <p>Contact person: Nathan Smith, Director & Marketing Manager Canadian County Fairgrounds (405) 262-0683</p> <p style="text-align: center;">APPROVED Date: <u>8/21/2020</u> <u>Man G. Yeadon</u> Officer or Department Head</p>		<p>\$ _____ Total</p>

TERMS AND CONDITIONS

1. Sealed bids will be opened in the Commissioner's Conference Room, Canadian County Courthouse, 201 N. Choctaw Avenue, El Reno, Oklahoma, at the time and date shown on the invitation to bid form.
2. Late bids will not be considered. Bids must be received in sealed envelopes (one to an envelope) with bid number and closing date written on the outside of the envelope.
3. Unit prices will be guaranteed correct by the bidder.
4. Firm prices will be F.O.B. destination.
5. Purchases by Canadian County, Oklahoma, are not subject to state or federal taxes.
6. This bid is submitted as a legal offer and any bid when accepted by the County constitutes a firm contract.
7. Oklahoma laws require each bidder submitting a bid to a county for goods or services to furnish a notarized sworn statement of non-collusion. A form is supplied below.
8. Bids will be firm until 11/19/2020
(DATE)

AFFIDAVIT: I, the undersigned, of lawful age, being first duly sworn on oath say that he (she) is the agent authorized by the bidder to submit the above bid. Affiant further states that the bidder has not been a party to any collusion among bidders in restraint of freedom of competition by agreement to bid at a fixed price or to refrain from bidding; or with any state official or employee as to quantity, quality or price in the prospective contract or any other terms of said prospective contract; or in any discussions between bidders and any state official concerning exchange of money or other thing of value for special consideration in the letting of a contract, that the bidder/contractor has not paid, given or donated or agreed to pay, give or donate to any officer or employee of the State of Oklahoma (or other entity) any money or other thing of value, either directly or indirectly in the procuring of the award of a contract pursuant to this bid.

Subscribed and sworn before this _____ day

of _____, 20____ (SEAL)

Firm: _____

My commission expires _____ Signed by: _____ Title: _____
(Manual Signature of Undersigned)

NOTARY PUBLIC (CLERK OR JUDGE) Address: _____ Phone: _____

City: _____ State: _____

Zip: _____

Please mail sealed bids to:
Canadian County Clerk's Office
Attn: Purchasing
PO Box 458
El Reno, OK 73036

Street Address:
201 N Choctaw Avenue
El Reno, OK 73036

NOTE: Other terms and conditions can be added at the discretion of the county officers.



**Canadian County
Purchasing**

Bid Specifications

Date Issued: October 13, 2020

Bid Number: 2021-#07

Closing Date: October 19, 2020 at 8:30am

PO Box 458, 201 N. Choctaw Ave., El Reno, OK 73036

Opening Date: October 19, 2020 during the Public Facilities Authority Meeting that begins at 8:30am
Commissioner's Meeting Room, 201 N. Choctaw Ave., El Reno, OK 73036

~ SPECIFICATIONS ~

Audio Visual Design / Fairgrounds / for Canadian County Public Facilities Authority

Canadian County Public Facilities Authority is seeking bids for design, purchase and delivery of components and equipment for a Temporary Power Distribution System at the new Canadian County Fairgrounds facility.

Specifications:

See attached specifications.

Bids will be received beginning at 8:30am on Tuesday, October 13, 2020 until 8:30am on Monday, October 19, 2020.

Bids shall be accompanied by:

- A certified check, cashier's check or bid bond equal to five percent (5%) of the bid, which shall be deposited with the awarding public agency as a guaranty; or

An irrevocable letter of credit terms the Construction and Properties Division of the Office of Management and Enterprise Services prescribes, issued by a financial institution insured by the Federal Deposit Insurance Corporation or the Federal Savings and Loan Insurance Corporation for the benefit of the state, on behalf of the awarding public agency, in an amount equal to five percent (5%) of the bid. The awarding public agency shall deposit the irrevocable letter of credit with Division.

- Business Relationships Affidavit
- Non-Collusion Bidding Certification

(Please review Title 61 O.S. § 101-138 for full disclosure)

Note

Terms for Payment:

- A purchase order will be issued to the awarded vendor. Once the original itemized invoice is received by the receiving officer it will be processed for payment.

For Information Contact:

Nathan Smith, Director & Marketing Manager Canadian County Fairgrounds

Phone: (405) 262-0683

Hours: Monday – Friday 8:00am to 4:30pm

If you have any questions or need additional information, please contact:

Krissi Jensen, Purchasing Agent, 405.295.6125

kjensen@okcana.cogov.net

201 N. Choctaw Avenue, El Reno, OK 73036

405.295.6125 ~ Fax 405.422.2437

www.canadiancounty.org

The Canadian County Public Facility Authority ("CCFPA") is seeking proposals in response to the request for proposal (RFP) for Audio Visual Design, installation and equipment training in the new Canadian County Fairgrounds facility located in El Reno, OK. The items to be bid are outlined on the attached Statement of Work.

To be considered responsive to this RFP, the vendor's bid must include the Transmittal Letter, Attachment B, Detailed Proposal, and estimated installation schedule.

The Transmittal Letter must be a formal letter from the vendor in the standard business format on corporate letterhead. It must be brief and must contain Exhibit 1 to this RFP, signed by an individual authorized to legally bind the vendor, and authorized to handle all procurement matters that may arise.

The vendor's proposal must contain a detailed cost breakdown for the items outline in the submitted proposal.

The terms and conditions governing this procurement are included as attachment A.

The CCFPA is the sole contact for all procurement and purchase order matters relating to services described herein. All proposals/bids regarding this procurement must be addressed to:

**Canadian County Clerk
ATTN: Purchasing
PO Box 458.
El Reno, OK 73036**

All product, service and installation questions should be addressed to:

**Canadian County Fairgrounds
Nathan Smith
405-262-0683
canadiancountyfairgrounds@gmail.com**

Questions concerning this procurement must be emailed to Nathan Smith no later than **12:00 PM (noon), Thursday, October 1st, 2020**. A copy of all vendor questions received, with written responses, will be emailed to all vendors no later than **Thursday, October 8th, 2020**. Vendor confirmation of intent to submit a proposal is due no later than **12:00 pm (noon), Monday, October 12th 2020** to canadiancountyfairgrounds@gmail.com. Vendor proposal must be received by the Canadian County Clerk no later than **8:30 AM Monday, October 19th, 2020**. All proposals will be stamped with the date and time of receipt. Each vendor must submit their proposal, with the requisite attachments and signatures via sealed envelope with bid number and project referenced on the outside of the envelope. Bids will be opened in a public meeting on **Monday, October 19th, 2020**. **Do not turn bid in before Tuesday October 13th, 2020 @ 8:30am – bid will not be opened or considered.**

Upon contract award, the selected vendor's proposal and subsequent contract will be considered a record of Canadian County and shall be made public.

The selected vendor will be contacted by CCPFA. Unsuccessful vendors will be contacted subsequent to the contract being awarded to the selected vendor.

Bids received after the due date and time will not be considered.
Conditional bids will not be accepted.

A responsive Proposal is one that meets all terms, conditions and specifications of the RFP. A Proposal must comply with the content requirements of the RFP documents. CCPFA reserves the right to cancel, modify, or delete in whole or in part this procurement and to seek further clarification from a vendor regarding its proposal.

CCPFA reserves the right to accept or reject in whole or in part any or all Proposals submitted. CCPFA shall reject the Proposal of any vendor that is determined to be non-responsive. Provided, however, CCPFA reserves the right to waive any informality or irregularity in the Proposals, and to determine responsiveness and responsibility of parties making Proposals. A Proposal which substantially conforms, though not strictly responsive, may be accepted if the variance does not provide any bidder an advantage or benefit not allowed other bidders. The unreasonable failure of a bidder to properly supply information in connection with respect to responsibility may be grounds for a determination for non-responsibility.

CCPFA reserves the right to request clarifications for corrections to Proposals. Requests by CCPFA for clarification of Proposals shall be in writing. Said requests shall not alter the bidder's pricing information contained in its Proposal.

All Proposals shall be valid for a period of 60 days from the submission date.

CCPFA looks forward to receiving your proposal in response to the RFP.

CONTENTS CURRENT PROPOSED SCHEDULE	Page 4
STATEMENT OF WORK	Page 5
CONTRACTOR REQUIREMENTS.....	Page 12
PROPOSAL REQUIREMENTS.....	Page 14
EXHIBIT 1	Page 15
TERMS AND CONDITIONS.....	Attachment A/Page 16
COST PROPOSAL	Attachment B/Page 24

CURRENT PROPOSED SCHEDULE

Canadian County Fairgrounds

Request for Proposal: Audio Visual Design and Installation Services

- Request for Proposal (RFP) advertisement and distribution:
August 26th and September 2nd, 2020
- Deadline for vendors to submit questions regarding the RFP to Canadian County Fairgrounds: **Thursday October 1st, 2020**
- Date by which Canadian County responds to questions received from vendors:
Thursday, October 8th 2020
- Date by which vendors must email intent to submit a proposal:
October 12th 2020
- Date start accepting bids:
Tuesday, October 13th, 2020 at 8:30am
(Do not turn bid in before Tuesday October 13th, 2020 @ 8:30am – bid will not be opened or considered.)
- Deadline for submitting proposals:
Monday, October 19th, 2020 at 8:30am
- Opening of Bids
Monday, October 19th, 2020 during the Public Facilities Authority Meeting that begins at 8:30am.

Statement of Work

1. Introduction

CCPFA is seeking a proposal for design, purchase and installation of an audio visual systems in (1) Arena (1) expo hall, (1) Office area, (1) lobby area and (1) Pavilion barn at the Canadian County Fairgrounds located at 3001 Jensen Rd. El Reno, OK 73036. The vendor will be responsible for the final overall system design including all components, hardware, cables, terminations, connectors and any other parts needed to make this a complete and functional system. The vendor will also be responsible for all programming to control the audio visual system ("AVS"). Upon completion and acceptance of the system, the CCPFA will become the owner of any and all software source codes, touch panel design software, and any other items that are relevant to the functional operation of the AVS. As-built drawings, produced in AutoCAD and PDF format, are required upon completion of the project.

The vendor will provide a sole point of contact for the Canadian County Fairgrounds. If subcontractors are used, they will report to the vendor and will be the responsibility of the vendor. Subcontractors must accept the terms and conditions listed in Rider A.

1.1 Purpose

To obtain a qualified vendor to design, provide and install an audio/visual system in the Canadian County Fairgrounds facilities. The final design and implementation should deliver a turnkey solution, encompassing design, purchase, installation, testing, and deployment of a cost effective, state of the art, audio/visual system.

1.2 Scope

The contractor/vendor will provide all relevant audio, video and automation hardware and software for this design. The design should not include components that are proprietary to the vendor (invented or manufactured by the Contractor) unless noted and approved by the Canadian County Fairgrounds. The Contractor will provide documentation of all hardware, component placement, and wiring in the form of "as-built" auto cad drawings at the completion of the installation. The Public Facility Authority shall provide electrical to needed areas to accommodate the AVS installation.

Expo Hall Summary:

The Expo hall is connected to the same structure as the offices and indoor arena but is a separate space that will predominately be utilized independently from all other areas of the facility. The Expo hall will primarily be used as space for events that range from corporate events to banquets, graduations, and meetings. Its necessary for the AV to be flexible while keeping a simplistic user platform. In addition to providing control of the audio located in the Expo Hall, the control portion of the system located in the Expo Hall should be able to send a separate, mono audio feed to each of the following areas: The lobby, arena, and outside perimeter of the Arena and expo hall, and livestock barn to accommodate announcements coming from the Expo hall when needed. Please remember to not over complicate the routing. All components should be simple and reliable.

The expo area will primarily be used for conferences, expos, concerts, graduations, galas and meeting space in the fashion of stacks and racks with (1-4) wireless or wired microphones and I-POD or PC for playback. The system should be designed with a simple, user friendly control platform in the fashion of an easy to use line level mixer, while having the option to connect a larger console into the system via a mounted patch bay when needed, allowing the expo hall system to be controlled from larger consoles as a (Left, Center, Right, Subs, Front Fill, out-fill) configuration for larger events.

The Expo Hall line array speakers are expected to work primarily as an installed system, but with the option of easily removing if needed. The audio arrays are expected to be rigged to inverted chain motors to accommodate this request. Wiring for the arrays should be permanently installed to location of each array with flush mounted disconnect boxes that allow the arrays to be disconnected from power and signal, lowered and removed when needed.

Subwoofers are expected to be on rolling carts and will only be used with portable power cabling. The Road-15ART-230 wedges are expected to be in rolling road cases and will mostly be used with portable cabling. Vendor will need to provide at least (1) monitor aux send connection that is permanently installed inside the expo hall near the south wall to service one monitor mix when needed for small events. This installed aux output should be in the form of a flush mounted wall plate with power and balanced XLR connection. Subwoofers, all of the wedges and the small portable sound system are not expected to be controlled from the permanent, installed line level mixer and processor. When the subwoofers, wedges and small portable sound system are used, it will be controlled by the requested Allen & Heath console for use with large scale events. The expo hall chain motors

as well as the installed center and out-fill trap audio speakers will not move once installed and should be treated as permanent installation items with permanent wiring. Included in this scope of work is a small portable audio system using Artec-510A-115 mains and Artec-S15A-230 subwoofers. These will be used mostly independent of the larger array system as a small portable conference audio system when needed. A successful proposal will include, at a minimum, the following provisions:

EXPO Hall Audio:

1. (14) DAS Event 210A to be used as (L+R) arrays with necessary patch power & signal cables
2. (4) dolly carts and covers for DAS Event 210A
3. (1) Artec-510A (CTR Fill) *Permanently installed*
4. (2) Artec-510A (out-fills) *Permanently installed*
5. (8) Event-218A (Subs) on carts (2 subs per cart with straps) Subs should include (12) 100ft combo power/signal portable cables.
6. (8) Road-15ART-230 (wedges). Wedges should include (12) 100ft combo power/signal portable cables.
Wedges should come with road cases (2) wedges per road case using top loading cases.
7. (8) Artec-510A-115 active pole mount speakers with (top loading Road cases for pairs) Each speaker should have a 100ft power and signal combo cable included.
8. (10) Ultimate support TS-90B Tall Telelock Speaker stands with dual speaker stand bags for each pair.
9. (4) Artec-S15A-230 active portable subwoofers on carts with straps. (2 subs per cart)
10. (2) Allen & Heath SQ-7 consoles with console lights, heavy duty rolling road case (custom fit case only, no osp/road ready case will be accepted for consoles)
11. (1) Alto Stealth Wireless Pro for loudspeaker system. Mounted in OSP RC2U-10 road case.
12. (1) 58x12 3-Way Iso split w/premium Lundahl transformers snake system by whirlwind in case with (2) lines of data.
13. (2) Caldwell Bennet 10x2 100ft drop snakes (Use low profile stage box)
14. (4) 2000 series Sennheiser wireless (Twin) receiver model, handheld transmitters and receivers with antenna distribution split into (2) rolling road cases with rack drawers for antennas, handhelds and clips. All wireless units should have (1) wand/handheld each and (1) bodypack each with a total of (8) headset and (8) lav microphones. Cases should be a whirlwind cyclone pocket case.
15. (60) 20ft Caldwell Bennet XLR
16. (24) 100ft CBI XLR
17. (36) 15ft CBI XLR
18. (4) 100 ft four channel whirlwind, xlr, fan to fan
19. (4) 50 ft four channel whirlwind, xlr, fan to fan
20. (6) 20 ft four channel whirlwind, xlr, fan to fan
21. (1) 150ft whirlwind 32x8 Medusa Elite series audio snake
22. (16) boom Standard DR pro mic stands (16) short DR pro mic stands

23. (2) Heavy Duty, stacking, Whirlwind, cyclone rolling microphone stand case
24. (8) Shure Beta SM57 with clips and bags
25. (6) Shure SM81 with clips and bags
26. (8) Radial ProAV2 2 channel Passive Direct box
27. (8) Radial Prod@ 2 channel Passive Instrument Direct Box
28. (1) rolling Whirlwind Cyclone work box road case to hold microphones and basic tools
(Include brand, Drawers, and specs.) No OSP/elite core work boxes will be accepted.
Work box must have flipper/pocket doors.
29. (12) OSP TR-2224-30 Tour ready case
30. (8) OSP TR-4524-30 Tour Ready Case

31. (1) 3 phase, 200 amp audio distro in rolling case with appropriate power receptacles to power (8) subs, (8) wedges, (8) wireless microphones, (12) Event 210A arrays, (3) whirlwind pl2-2130-2-3e-000 boxes.
Distro should use 5pole cam 400 amp connectors to receive power and include a camlock pass through. Neutral and ground should be reversed.
Case should be a whirlwind cyclone flipper door/pocket case.
(When Event 210A arrays are hung from permanent inverted motors, they will not use distro power)
32. (8) 50ft banded, 5 pole #2 entertainment feeder cable with reversed neutral and ground. Should use 400amp connectors. (2) Heavy duty, rolling cyclone utility trunk cases with no lid by whirlwind should be included with feeder.
33. (60) 20ft Caldwell Bennet 12/3 SJOOW rubberized Quad Box, hard wired.
(60) 15ft portable Edison quad box extension cables.
34. (60) 100ft Caldwell Bennet, Edison extension cables. All must be 12/3 sjoow wire
35. (3) Whirlwind PL2-2130-2-3E-000 stringer boxes
(2) 300ft cables compatible with PL2-2130-2-3E-000 stringer boxes
(2) 50ft cables compatible with PL2-2130-2-3E-000 stringer boxes
(2) 20ft cables compatible with PL2-2130-2-3E-000 stringer boxes
(1) Heavy duty, rolling cyclone utility trunk with no lid, by whirlwind should be included to hold stringer boxes and cables. This case should match the dimensions of the feeder case.
36. (60) 5 channel yellow jacket cable ramps.
37. (2) One ton, 3phase, inverted stagemaker motors permanently installed to accommodate the two arrays of DAS Event 210A inside the Expo Hall.
38. (1) simple to use installed line level mixer to control the permanently installed portions of the Expo Hall audio system (Arrays, center and out fill speakers and one monitor send). This control unit should have a separate analog 31 band EQ unit for the house speakers mounted above it with an additional simple processor that allows the audio signal coming from the line level mixer to be patched as needed into a flush mounted wall patch bay allowing audio to be routed to the Arrays, center fill, out-fill, stage monitor speakers as well as send a feed to the Arena, outdoor speakers, livestock barn, and lobby speakers. System should include the necessary wall mounted rack and additional equipment listed below. Line level mixer should be capable of accepting signal from the below components.

- (1) digital FM radio rack mounted radio tuner
- (2) 2000 (Twin) receiver Sennheiser wireless microphones with handheld and body pack transmitters, (4) Headsets, (4) lavalier microphones, antenna distribution.
- (1) Rack drawer to hold handhelds and clips
- (1) utility drawer to house spare patch cables.

Notes: Line Level Mixer should be capable of receiving inputs from the (4) installed wireless microphones, Ipod left/right for audio playback, Digital FM radio tuner and mono audio feed coming from the arena. Additionally, the line level mixer should have (1) monitor aux send to allow for use of one monitor mix inside the Expo hall when needed.

The separate processing unit should be able to patch to a flush mounted patch bay and send a balanced audio feed from the line level mixer to: **Expo hall Arrays, installed Expo Hall fill speakers, mono feed to Arena audio system, outdoor speakers, Livestock Barn, lobby and office area.**

Routing/patching notes: The control portion of the system should not be over complicated. Its expected to be easy to use and modular. For example; Line level mixer patches to EQ, EQ patches to processor, processor patches to the portions of the facility we choose to send audio to via a flush mounted, balanced XLR patch panel inside the Expo Hall that allows the processor to be easily unplugged and a larger mixer tied directly into the house speakers. Wall patch panel should have inputs to send audio to: Left and Right Arrays, Center Fill, Out-fills, one stage monitor inside the Expo hall, Lobby, office, Arena sound system, Livestock Barn and outside area speakers. Please feel free to reach out to Nathan Smith of the Canadian County Fairgrounds for questions or clarifications regarding patching and routing of audio signal. (405) 885-8811 or canadiancountyfairgrounds@gmail.com

Power: System should include all necessary power conditioners, cables and power sequencing needed to make a turn-key audio system.

Cable Notes: All portable cables should be black and labeled with appropriate color band on one end of each cable to distinguish length: Printed text on each cable should say:

Canadian County Fairgrounds

Vary lengths of cable should all be black with the following bands at connector side to distinguish length.

See color key below:

10ft = orange

15ft = brown

20ft = blue

30ft = yellow

50ft = white

75ft = green

100ft = red

200ft = (2) separate bands of Red

300ft = (3) separate bands of Red

Lobby Audio:

1. (8) DAS Artec-506-W passive point source speakers with brackets
2. (1) IA-1604 Power amp to power the (8) Artec-506-w Speakers
3. (1) Digital FM Rack mounted Radio tuner

4. (1) line level mixer to control all audio inputs to the lobby zone. Mixer should be capable of receiving a balanced, mono, XLR input from: **Expo hall and Arena, FM Tuner, Arena**, as well as a balanced stereo xlr input allowing an iPod to be connected to accommodate music playback. This should be mounted in a wall rack with included utility rack drawer and power conditioner. Rack will be located in the IT closet in the office area.
5. (1) DBX 2031 EQ
6. All installed cabling to make a complete turn-key audio system.

Lobby Video:

1. (4) TCL 75" 4K UHD LED Roku Smart TV's wall mounted. Each TV will require a home run cable pulled from the TV, to the office area network closet and terminated to a rack mounted panel with sdi connection. Additionally, each TV should have a minimum of (1) network cable each pulled from the location of each TV and terminated to a rack mounted panel as well for future planning. TV's will receive signal remotely from a laptop located in the network closet. PC will send signal via HDMI to a HDMI->SDI converter->SDI splitter that will send signal to the 4 TV's. Video control should be housed in a separate rack from Audio and network and should include a small inexpensive led tv monitor located in or on the rack that allows the content of the Lobby TV's to be monitored.

Video Patching Notes: Expo Hall and Arena wall panels used for audio patching should have at least (2) SDI video sends each installed in the patch panels connecting the office network closet panel to the Expo and Arena panels, allowing video to be sent from the arena or expo hall to the lobby TV's when needed. Additionally, there should be (2) SDI video runs connecting the Arena and Expo panels together allowing for a video send from the Arena to the expo hall or expo hall to the arena when needed.

Office Video:

1. (4) TCL 75" 4K UHD LED Roku Smart TV's mounted on a heavy-duty rolling stand. TV's will be used as standalone units, moved from room to room as needed. Remotes should Velcro to back of each TV. (Include model of rolling TV stand)

Arena Summary:

The Arena will primarily be used for State & National roping, bull riding, rodeos, expo and trade show events. This system, like the others, should be simple to control and contain flexible routing

options. Control should be a simple line level mixer, with additional 31 band EQ, that is routed to a processor that feeds the arena speakers and other areas that need to receive an audio feed via an installed wall patch panel. The processor should patch via short XLR patch cables to a flush mounted wall panel with balanced, XLR inputs with pathways to all speakers in the arena, as well as a pathway to each location in the facility that will need access to the Arena audio feed: Expo Hall, Lobby, Livestock Barn, Outdoor perimeter speakers. The purpose of the panel is to allow freedom in patching and the adding of a large control surface when needed. This panel will be the pathway the processor sends a mono audio feed to; Expo Hall, lobby area, outdoor speakers and office area panels. Please use the included Ease renderings as a baseline for designing and bidding the audio speakers.

Arena Audio:

1. (32) DAS Event 212A Audio Speakers with *(Hung from Motors)* See Ease rendering for examples. *(Bid using only eight boxes per array instead of ten as shown in ease drawing)*
2. (14) DAS Event 210A Audio Speakers *(Hung from motors)*
3. (2) DAS OVI-12 Audio Speakers *(permanently installed)*
4. (1) line level audio mixer and (1) DBX 2031 EQ installed in a wall mounted rack.
(2) Sennheiser 2000 series twin receiver, wireless handheld microphone systems including both handheld and lavalier transmitters for each. Antenna distribution for wireless microphones should be included and placed appropriately in the arena allowing transmission coverage through out.
(1) Digital FM rack mounted tuner.

Line level mixer should have inputs for the; four wireless microphones, left/right I-Pod or PC playback, Digital/FM Tuner, mono feed from expo hall. Rack should contain the processor capable of sending a mono feed via the wall patch bay to; Expo hall, lobby, outdoor speakers, Livestock Barn and office area panels. The rack will be mounted in the clients office located inside the Arena. Line level mixer patches to EQ, EQ patches to processor, processor patches to flush mounted XLR panel mounted to the wall inside the clients show office.

5. (1) permanently installed wall mounted snake connecting the Southwest side/clients office to the northeast side of the arena. This snake should have a flush mounted wall panel on each side with dust cover and contain 16 inputs and 16 sends of balanced XRL as well as (2) video connections. The purpose of the snake is to allow signal to be controlled and patched from either side of the arena.

6. Proposal should show an option for (6) permanently installed one ton, 3phase, inverted stagemaker motors. The chain motors should be permanently installed and provide the rigging for the six DAS line array speaker clusters inside the Arena. The purpose of the motors is to allow the removal of the boxes when needed. No consolidated motor controller is needed for these motors. Control will be deployed locally at each motor via lift using the vendor provided pickles for each stagemaker motor. (4) 100ft motors cables will be needed to allow for the lowering and raising of the arrays. Power is permanently installed locally at each motor.

7. Audio system should include all necessary power sequencing, cables and components to make a complete turn-key audio system.

Notes: All wall panels in the Arena and Livestock Barn should include dust covers to eliminate debris from entering connectors on each panel. Power for chain motors, speakers and audio signal for speakers are permanently installed at each speaker array location. Speaker arrays should have the ability to unplug power and signal from a ceiling mounted junction box at each array location and be lowered. A motor controller to control the chain motor system is not needed. We will use the installed power at each chain motor location and the control portion of the provided motor cables to lower the arrays when needed using a scissor lift.

Arena Outdoor Speakers Summary:

OVI-12 (outdoor rated) DAS speakers Installed using brackets for public announcements and music playback only. Installed around the outside perimeter of the Arena only. None are needed on the exterior of the expo hall. Input connections to these speakers should be from the patch panel in the client's office. Housing for the power amps these speakers will be in the client's office rack as well.

Livestock Barn Outdoor Speaker/Audio system Summary:

The Livestock barn requires OVI-12 (outdoor rated) DAS speakers permanently installed using brackets for public announcements and music as well as the ability to receive announcements from the Arena. In most cases, the Livestock Barn will operate independently using (2) microphone inputs (1) FM Tuner Input and (1) iPod input. The Contractor should provide a solution allowing an audio signal to easily be sent from the Clients show office panel, to a pole mounted output panel located in the Livestock barn as well as a solution for allowing audio to be sent from the Expo hall to the Livestock barn using the patch panel located in the Expo hall. A local Portable Rack with power amp, line level mixer, 31 band EQ, Wireless microphone, FM tuner, power conditioner is needed and will be installed inside the Livestock barn area in a small office that when in use, will be connected to the pole mounted send and receive panel located in the Livestock barn. Additionally, the local rack should contain (1) Sennheiser 2000 series twin receiver model with (2) handheld transmitters, and a body pack for each with a lav. Mic for each. Rack should include rack drawer with foam cutouts to hold wireless handhelds as well as a rack draw for utility use such as lavs, patch cables and antennas and combiner etc. Vendor is required to make a recommendation in their proposal as to where and how many of the OVI-12 speakers are needed for the outdoor area.

Video routing Notes:

All video patch panel inputs/outputs should be terminated as SDI. Most areas of the facility simply need a pathway allowing signal to be sent from one location to another and once there, patched as needed from the installed wall panels. Needed pathways are listed below. A minimum of (2) SDI runs for each location is required.

- 1.) Lobby TVs ---> office network closet
- 2.) Expo Hall ---> office network closet

- 3.) Expo Hall ---> Arena Clients office
- 4.) Expo Hall ---> Arena Northeast snake wall box
- 5.) Expo Hall ---> Livestock Barn
- 6.) Arena Clients office ---> Office network closet
- 7.) Arena Clients office ---> Livestock Barn
- 8.) Arena Northeast snake wall box ---> office network closet
- 9.) Arena northeast snake wall box ---> Livestock barn

Contractor Requirements

1. Contractor Requirements and Qualifications

The vendor shall have a minimum of ten (10) years of proven experience in the installation and servicing of complex AV systems of similar size, complexity, and performance. For reference, the vendor shall provide five similar projects with contact names and phone numbers. The vendor shall have direct dealer status with all the specified components. The vendor must be located within a 100 mile radius of the Canadian County Fairgrounds in order to provide prompt and timely service to the fairgrounds.

2. Description of Deliverables

2.1 Meetings

The vendor will provide a project manager to oversee the project. The project manager will be responsible for coordinating a schedule for implementation with the Canadian County Fairgrounds project. The project manager will also be responsible for providing regular updates to the Canadian County Fairgrounds on the progress of the project. The intervals for these updates will be established after the bid is awarded.

2.2 Documentation

Vendor will provide full system documentation to include the following:

- a. All shop drawings corrected to reflect as-built conditions, as editable AutoCad Files and PDF.
- b. Complete inventory of finished system components, including description, serial number and location.
- c. Copies of all manufactures documentation, organized in binders.

2.3 Review and Acceptance

Acceptance based on final walk through and testing upon job completion with the Canadian County Fairgrounds director. The Vendor will have (25) days to correct an deficiencies.

2.4 Training

Vendor will provide training for the Canadian County Fairgrounds personnel on the new systems through a minimum of 4 separate courses. The sessions will be scheduled with the vendor project manager as the project nears completion and will be scheduled for up to four (4) business days.

2.5 Warranty

Vendor will include a warranty period of no less than one year on all system components and no less than 3 years on workmanship. The vendor must be the single point of contact for all warranty service. A list of manufactures' warranties must be provided.

The first year of service must include the following at no additional cost:

- Four (4) quarterly preventative maintenance visits.
- Two (2) emergency calls (24 hour on site response)
- Training on system use as needed during the first year during the quarterly preventative maintenance visits.

If proprietary equipment, technology, or software is proposed as part of this project, it must be clearly identified, and the source code of all software developed for this project must be owned solely by the Canadian County Fairgrounds.

All wiring work done as part of this project must be guaranteed free of defects for 3 years. If during those 3 years following the completion of the this project, wiring work that was completed during this project is found to be defective, the vendor must remedy the situation at the expense of the vendor.

Proposal Requirements

The following information must be included in your bid in order to be considered responsive:

1. Proposal:

Proposal should be detailed and include drawings.

2. Cost:

- a. Detailed report of cost breakdowns with line itemized.
- b. Vendor should not make any assumptions in their cost submittal
- c. If proprietary equipment is proposed for any part of the solution, the vendor must specify the reason why commercially available parts were not used.
- d. Proposal must include all cost including all labor, transportation, supplies, materials, equipment and any other items or operating costs to satisfactorily meet all items in the proposal.

3. References/Experience:

- a. Proof of a minimum of ten (10) years of experience in the industry.
- b. Five (5) examples of similar projects with references.

4. Project management:

- a. Vendor should identify a project manager and their experience with projects of this size.

5. Warranty/Maintenance:

- a. Vendor should include how warranty service is ordered after system is implemented and general scope of the vendors warranty process and timeline.
6. **Estimated Schedule of Installation.**
- a. The Canadian County Public Facility Authority is looking for an estimated time line based on the following:
 - i. Award Contract November 01, 2020

Exhibit I

RE: Request for Proposal
 Canadian County Fairgrounds Audio Visual Design and Installation Services.

By Signature of this page, the vendor listed below acknowledges their participation in the aforementioned CCPFA procurement and agrees to the terms and conditions governing this procurement.

In order to be considered responsive to this Request for Proposal, **this signed form** must accompany the vendors **Transmittal Letter, Proposal and Estimated Installation Schedule**. Your signature also certifies that all pricing is in U.S. dollars, and that the total fixed price quote will be in effect for at least 60 days after the closing date.

Company Name	Date
Authorized Representative Signature	Title
Authorized Representative Name (Print)	Phone Number
Email Address	Fax Number

To be considered responsive, you must sign this page.

Attachment A

SAMPLE CONTRACT TERMS AND CONDITIONS

1. Type of Contract

This contract is a fixed-price contract for the services and the equipment specified in this Request for Proposal (RFP).

2. Term of the Contract

The term of the contract shall expire, unless earlier terminated pursuant to this agreement, upon the completion of all specified tasks and the delivery of all services and deliverables as defined in the Contract. The order of documents in the Contract shall be:

1. This Contract
2. Terms and Conditions
3. Request for Proposal (RFP)
4. Amendments and written answers to Contractors questions
5. Contractors Proposal

In the event of a conflict between the terms and conditions of the Contract and any other Riders and Exhibits, the terms and conditions contained in the Contract shall exclusively control unless explicitly provided for the in writing by the parties.

3. Contract Administrator

The Canadian County Public Facility Authority is the Contract administrator for the Canadian County Fairgrounds project. The Contract administrator shall be the single authority to act for the Canadian County Fairgrounds under the Contract. Whenever the Canadian County Fairgrounds is required by terms of the Contract to provide written notice to the Contractor, such notice must be signed by the Contract Administrator.

4. Contractor Responsibilities

The selected Contractor will be required to assume responsibility for all services offered and products to be delivered as stated in its Bid, whether or not the Contractor is the manufacturer or the producer of said services and products. The Canadian County Fairgrounds will consider

the selected Contractor to be the sole point-of-contact with regard to all contractual matters and the Contractor must designate a Contract Administrator for that purpose.

5. Independent Capacity of the Contractor

In the performance of the Contract, the Contractor, its officers, employees, agents, or subcontractors will act in an independent capacity and not as officers, agents, or employees of the Canadian County Fairgrounds or Canadian County.

6. Subcontracting

Except as provided in the Contractor's proposal, no contract shall be made by the contractor with any other party for furnishing any of the work or services contracted for herein without the written consent and approval of the point of contact for the Canadian County Fairgrounds. This provision does not require the approval of contracts of employment between the Contractor and the employees assigned for services hereunder. Should the point of contact for the Canadian County Fairgrounds consent to a subcontract with a third-party to furnish any portion of the Contractor's obligation under this contract, then the Canadian County Public Facility Authority shall have the right to require that its bidding and procurement processes are followed in any such third-party subcontracting agreement.

7. Funding – Payments and Completion

7.1 Contract Sum

The Contract Sum as stated in the Agreement and, including authorized adjustments, is the total amount payable by CCPFA to the contractor for performance of the work under the contract documents.

7.1.1 If unit prices are as stated in the contract documents or subsequently agreed upon, and if quantities originally contemplated materially change so that application of such unit prices to the actual quantities causes substantial inequity to CCPFA or Contractor, the applicable unit prices shall be equitably adjusted.

7.2 The Contractor shall submit a schedule of values to Canadian County Fairgrounds before the first application for payment, allocating the entire contract sum to various portions of the work scheduled, and unless objected to, shall be used as a basis of reviewing the contract for applications for payment.

7.3 Applications for Payment

The Contractor shall submit to the Canadian County Fairgrounds an itemized application for payment in accordance for the schedule of values, for completed portions of the work. If required, the application shall be supported by all data substantiating the Contractor's right to payment that the Canadian County Fairgrounds may require.

7.3.1 Such applications may include request for payment on account of changes in the work that have been properly authorized by CCPFA, but not yet included in Change Orders.

7.3.2 Unless otherwise provided in the Contract Documents, payments shall be made on account of materials and equipment delivered and suitably stored at the site for substantial incorporation in the Work. If approved in advance by CCPFA, payment may similarly be made for materials and equipment suitably stored offsite at a location agreed upon in writing. Payment for materials and equipment stored on or off the site shall be conditioned upon compliance by the Contractor with procedures satisfactory to the Canadian County Fairgrounds and CCPFA to establish CCPFA's titles to such materials and equipment and/or otherwise protecting CCPFA's interest, and shall include the cost of applicable insurance, storage, and transportation to the site, for such materials and equipment stored off the site.

7.3.3 The contract warrants that title to all work covered by an application for payment will pass to the owner no later than the time of payment. Contractor further warrants that upon submittal of an application for payment, all work applicable to the application shall, to the best of the Contractor's knowledge, information, and belief, be free and clear of liens, claims, security interest, or encumbrances, in favor of Contractor, sub-contractors, suppliers, or other persons or entities that provide labor, materials, and equipment relating to the work.

7.4 Decisions to Withhold Payment

7.4.1 CCPFA may withhold payment to such extent as may be necessary to protect CCPFA from loss for which the Contractor is responsible, including loss resulting from acts and omissions including the following:

1. Defective work not remedied; third party claims filed or reasonable evidence indicating probable filing of such claims, unless security acceptable to CCPFA is provided by the Contractor;
2. Failure of the Contractor to make payments properly to sub-contractors or suppliers for labor, materials, or equipment;
3. Reasonable evidence that the work cannot be completed for the unpaid balance of the Contract;
4. Damage to CCPFA or a separate contractor; reasonable evidence that the work will not be completed within the Contract time, and that the unpaid balance would not be adequate to cover actual or liquidated damages for the anticipated delay; or
5. Repeated failure to carry out the work in accordance with the Contract documents.

7.5 When the reasons for withholding payment are removed, payment will be made for payments previously withheld.

7.6 CCPFA has the right to request written evidence from the Contractor that the Contractor properly paid sub-contractors and suppliers amounts paid by CCPFA to Contractor for Sub-contractor's work. If Contractor fails to provide such evidence within seven (7) days, CCPFA shall have the right to contact sub-contractors and suppliers to ascertain whether they have been properly paid.

7.7 Provided that CCPFA has fulfilled its payment obligations under the Contract documents, the Contractor shall defend and indemnify CCPFA from all loss, liability, damage, or

expense, including reasonable attorney's fees and litigation expenses, rising out of any lien claim or other claim for payment by any subcontractor or supplier of any tier.

7.8 Substantial Completion

7.8.1 Substantial Completion is the state of the progress of the work when the work or designated portion thereof is sufficiently complete in accordance to the Contract documents so that CCPFA can utilize the work for its intended use.

7.8.2 When the Contractor considers that the work, or portion thereof which CCPFA agrees to accept separately, is substantially complete, the Contractor shall prepare and submit a comprehensive list of items to be completed or correction prior to final payment. Failure to include an item on such list does not alter the responsibility of the Contractor to complete all work in accordance to the contract documents.

7.8.3 When the Canadian County Fairgrounds determines in good faith that the work or designated portion thereof is substantially complete, CCPFA shall make payment applying to the work or designated portion thereof. Such payment shall be adjusted for the work that is incomplete or not in accordance with the requirements of the Contract documents.

8. Disputes

In the event that any dispute arises between the parties under this Contract, the Contract Administrator for the Canadian County Fairgrounds shall make a determination on the resolution and the action to be taken in writing and shall send the same to the Contractor. The Contractor shall thereafter, in good faith and with due diligence, render such performance as the Contractor Administrator for the Canadian County Fairgrounds has determined is required. If the Contractor believes the decision of the Contract administrator for the Canadian County Fairgrounds to be in error, the contractor may pursue any other remedy available a law.

9. Early Termination

It is expressly understood that the performance of work under this Contract may be terminated without penalty by the Canadian County Public Facility Authority for any reasons whenever the Contractor Administrator shall determine that such termination is in the best interest of the Canadian County Fairgrounds. Such termination shall not be considered a default. Any such termination shall be effected by delivery to the contractor or notice of termination specifying the extent to which performance of the work under this termination, the contractor will be compensated for all work performed for which payment deliverables have been met and deliverables accepted prior to termination date. In no event, however, shall the contractor be paid for loss of anticipated profits. Title to any equipment or hardware provided and accepted by the Canadian County Fairgrounds, pursuant to this contract, prior to the date of termination, and for which payment is made, shall pass to the Canadian County Fairgrounds.

10. Default

10.1 Termination by the Canadian County Public Facility Authority

The Canadian County Fairgrounds may, by written notice of default to the contractor, terminate this contract in any one of the following circumstances if the contractor does not cure such

failure within a period of thirty (30) days (or such longer period as the Contract Administrator for the Canadian County Fairgrounds may authorize in writing) of the date of the written notice to the contractor specifying such failure.

1. Failure to provide services or deliverables agreed upon and set forth in this RFP;
2. Failure of the hardware, software, equipment, or services to meet a standard of performance as required and called for pursuant to this RFP;
3. Failure to make progress on work within the scheduled time period, as determined by the Canadian County Fairgrounds within its sole discretion;
4. Any other inadequacy of performance as determined by the Canadian County Fairgrounds.

The Canadian County Public Facility Authority may, at its option, waive and default in writing and/or extend the time to cure the default.

10.2 Canadian County Public Facility Authority options at Termination

In the event the Canadian County Public Facility Authority terminates this contract as provided herein, the PFA may at its option exercise any or all of the following:

1. Retain clear title to any hardware, equipment and documentation for which the contractor has been paid by the Canadian County Public Facility Authority as of the effective date of the termination.
2. Return, as is, all deliverables provided by the contractor that failed to meet the above specifications to contractor at contractors expense in which instance the contractor must return all monies previously paid by the Canadian County Public Facility Authority within five (5) business days of receipt of such deliverables.
3. Return, as is, all hardware, equipment, software, and documentation to contractor at contractors expense in which instance the contractor must return all monies previously paid by the Canadian County Public Facility Authority within five (5) business days of receipt of such hardware, equipment, software, and documentation.

10.3 Contractor Liability on Canadian County Public Facility Authority termination

In addition to the remedies provided herein, the Canadian County Fairgrounds may hold the contractor liable for all damages permitted under the laws of Canadian County of Oklahoma arising or resulting from the termination of the contract.

10.4 Contractors Freedom from Liability

The contractor shall not be liable for any damages if the failure to perform the contract arises out of causes beyond the control and without the fault or negligence of the contractor. Such sovereign or contractual capacity, fires, floods, epidemics, quarantine restrictions, strikes, freight embargoes, and unusually severe weather; but in every case the failure to perform must be beyond the control and without the fault or negligence of either the contractor or its subcontractor(s). When such a cause arises, the contractor shall notify the Canadian County

Fairgrounds director immediately in writing of its failure to perform, describing the cause of failure and how it affects performance, and the anticipated duration of the inability to perform. The Canadian County Public Facility Authority shall review the information provided and may at its option rescind the contract.

10.5 Canadian County Public Facility Authority rights and Remedies

The rights and remedies of the Canadian County Fairgrounds provided in this contract shall not be exclusive and are in addition to any other rights and remedies provided by law.

10.6 Attorney's fees and costs

In the event the Canadian County Public Facility Authority is required to undertake any legal action to enforce its rights and remedies under this contract, the Canadian County PFA shall be entitled to recover reasonable attorneys' fees and costs in the event that the Canadian County PFA prevails against the contractor.

11. Standard of Performance

The applicable service specifications and service levels for each of the services to be provided are set forth in the RFP. These specifications must be met, and service levels satisfied prior to the Canadian County PFA approval of invoices submitted by the contractor for payment for the service performed.

12. Change Orders

The Canadian County Public Facility Authority may at any time, with written notice to the contractor, make changes to the general scope of the contract. As soon as possible after receipt of written change order, but in no event more than 10 days thereafter, the contractor shall provide the Canadian County Fairgrounds contact with a written statement that the change has no price impact on the contract or that there is a price impact; in which case the statement shall include a description of the price increase or decrease involved in implementing the change. The cost or credit to the Canadian County PFA resulting in a change in the work shall specify that total cost of the work, including the cost of any additional hardware or software required and shall include the number of staff hours required by level of personnel and the corresponding staff-hour rate.

13. Notice of Delays

Whenever the contractor encounters a non-routine difficulty which is delaying or threatening to delay the timely performance of this contract (including actual or potential labor disputes), the contractor shall immediately give notice thereof in writing to the contract administrator stating all relevant information with respect thereto. Such notice shall not in any way constitute a basis for an extension of the delivery schedule or time for performance of services or be construed as a waiver by the Canadian County PFA of any rights or remedies to which it is entitled by law or pursuant to provisions of this contract. "Non-routine" difficulties, by way of illustration, include but are not limited to actual or potential labor disputes, blizzard conditions, other unusually severe weather and common carrier or overnight carrier strikes. Failure to give such notice, however, may be grounds for denial of any request for an extension of time for performance of services because of such delay. The forgoing does not apply to force majeure events that are outside of the contractor's control, as set forth in this contract. The Canadian County Public

Facility Authority reserves the right to delay payment when, in its sole judgment, excessive delays exist, until such time as the contractor remedies the non-routine difficulty.

14. Payment Provisions

The Canadian County Fairgrounds shall submit all approved invoices to the Public Facilities Authority for final approval of any and all payments to be made to the Contractor. All approved payments will be submitted to the Canadian County Clerk's office for processing of payment.

15. Contractor Liability/Insurance

The contractor will provide liability, property damage and workers compensation insurance, insuring as the may appear, the interest of all parties, their officers, employees, and agents to this contract against any and all damages and claims to the extent arising out of the contractor's performance. Contractor shall purchase and maintain, at its expense, the following types of insurance: (1) workers compensation insurance sufficient to cover all of the employees working to fulfill this contract; (2) comprehensive general liability insurance, property damage insurance, and automobile liability insurance in such amounts at which a minimum shall be \$1,000,000 for injury to or death of one person single occurrence and \$3,000,000 for injury to or death of more than one in a single occurrence and \$5000,000 for a single occurrence of property damage.

16. Warranties

Contractor warrants that, in performing the work and services hereunder:

1. It will material comply with the descriptions and representations as to the work, resources and services set forth in this RFP.
2. Its products shall be uniform in appearance, clean and presentable in accordance with generally applicable standards of this industry.

17. Title to Hardware and Equipment: Risk of Loss

The Canadian County Public Facility Authority will not be liable for any damages or loss to the hardware or equipment until such time as installations are complete. This includes any damage of loss that occurs during off-site or on-site software and hardware installation. Title to the hardware and equipment will pass to the Canadian County Fairgrounds after deliver to the Canadian County fairgrounds site and after it is verified by the Canadian County Fairgrounds Director that hardware and equipment are operational.

18. Patent, Copyright, and other proprietary rights Indemnification

Contractor warrants that all equipment, software, supplies and other products and all services provided hereunder do not and will not infringe upon or violate and U.S. or foreign patent, copyright, trade secret or any other proprietary right of any third-party. In the even of any claim by a third party against the Canadian County PFA, the Canadian County Fairgrounds shall promptly notify contractor and contractor shall defend such claim at contractors' expense and shall indemnify and hold harmless the Canadian County Public Facility Authority against any loss, cost, expense, or liability arising out of such claim including reasonable attorney's fees. The obligations of contractor under this paragraph continue without time limit.

19. Employment Practices/Americans with Disabilities Act

Pursuant to federal regulations promulgated under the authority of the Americans with Disabilities Act, 28 C.F.R. 35. 101 et seq., the contractor understands and agrees that no individual with a disability shall, on the basis of the disability, be excluded from participation in the contract or from activities provided for under the contract. As a condition of accepting and executing the contract, the contractor agrees to comply with the General Prohibitions against discrimination, 28 C.F.R. 35. 130, and all other regulations promulgated under Title II of the Americans with Disabilities Act which are applicable to the benefits, services, programs and activities provided by the Canadian County PFA through contracts with outside contractors. The contractor shall be responsible for and agree to indemnify and hold harmless the Canadian County PFA from losses, damages, expenses, claims, demands, suits and actions brought by any party against the Canadian County Public Facility Authority as a result of the contractor's failure to comply with the provisions of the foregoing.

20. Cooperation with other Contractors

The Canadian County Fairgrounds may undertake or award contracts for work related to this contract or any portion thereof. The contractor shall cooperate with such other contractors and the Canadian County Fairgrounds in all such cases. Any subcontractors to the contractor will be required to abide by this provision as a condition of the contract between the subcontractor and the contractor.

21. Right of Canadian County Fairgrounds to reject contractors' employees

The Canadian County Fairgrounds shall retain the right to reject any of the contractor's employees whose qualifications or performance, in the Canadian County Fairgrounds judgement, are insufficient. In considering the contractor's employees qualifications, the Canadian County Fairgrounds will act in good faith and not unreasonably.

22. Taxes

The Canadian County Public Facility Authority is Tax exempt. The contractor must clarify that the prices set forth are exclusive of taxes.

23. Assignment or transfer

The contractor shall not assign or transfer any interest in this contract without prior written approval of the contract administration for the Canadian County Fairgrounds.

24. Governing Law

This contract and performance hereunder is governed by and construed in accordance with the laws of the State of Oklahoma. Venue and jurisdiction for all disputes shall lie in Canadian County of Oklahoma.

25. Waiver

No term or provision hereof shall be deemed waived and no breach or default excused by the CCPFA unless such waiver or consent shall be in writing. Any consent by CCPFA to, or waiver of a breach or default by the Contractor, whether express or implied, shall not constitute consent to, waiver of, or excuse for any different or subsequent breach or default.

26. Personal Liability

No official, director, officer, agent or employee of the Canadian County Fairgrounds or CCPFA shall be charged personally or held personally liable to Contractor under any term or provision of this Contract because of any breach hereof or because of its execution, approval or attempted execution.

27. Hold Harmless

The Contractor shall be responsible for and agrees to indemnify and hold harmless the Canadian County Public Facility Authority, The Canadian County Fairgrounds, its subdivisions, their agents, servants, and employees, from damage to property or injuries (including death) to any person(s) and any other losses damages, expenses, claims demands, suits and actions by any party against the Canadian County Fairgrounds and its public subdivisions, their agents, servants, and employees, in connection with the work performed by the contractor, its agents, servants and employees.

28. Compliance with Laws and Procurement of Permits and Licenses

The contractor shall be required to comply with all federal, state, and local laws applicable to its work, and will procure at its expense, all licenses, and permits necessary for the fulfillment of its obligations under the terms of this contract.

29. Conflict of Interest

The contractor shall not be an employee of Canadian County. The contractor further assures that in the performance of the contract, it will not knowingly employ any person who is an employee of Canadian County.

30. Severability

If any provision of this contract or application thereof to any person or circumstance is held to be invalid, such invalidity shall not affect other provisions or applications of this contract which can be given effect without the invalid provisions or application, and to this end the provisions of this contract are severable.

31. Change of Ownership or Insolvency

In the event that the Contractor should change ownership for any reason whatsoever, the CCPFA shall have the exclusive option of continuing under the terms and conditions of the Contract with the Contractor or its successors or assigns for the full remaining term of the Contract, or continuing under the terms and conditions of the Contract with the Contractor or its successors or assigns for such period of time as is necessary to replace the products, materials, reports, studies or computer programs, or immediately termination the Contract.

In the event that the Contractor should become insolvent for any reason whatsoever, or make an assignment for the benefit of creditors, or have a receiver appointed, or should it be declared as bankrupt under the law of the United States, or should a partition of bankruptcy or reorganization or rearrangement be filed under the bankruptcy laws, the CCPFA shall have the exclusive option of continuing with the Contractor or its successors or assigns or trustees in

bankruptcy under the terms and conditions of the contracts for the full remaining term of the contract, or continuing with the Contractor or its successor or assigns or trustee in bankruptcy under the terms and conditions of the contract for such period of time as is necessary to replace the products, materials, reports, or studies or immediately termination the contract.

32. Nondiscrimination Clause

The Contractor shall not discriminate against any employee, applicant for employment, independent contractor, or any other person because of race, color, religious creed, ancestry, national origin, age disability, sex, or sexual orientation. The contractor shall comply with all state and federal laws prohibiting discrimination in hiring or employment opportunities.

33. Public Record

The Contractor acknowledges that this Contract is a financial record and financial and will be made public.

Attachment B

Cost summary Proposal

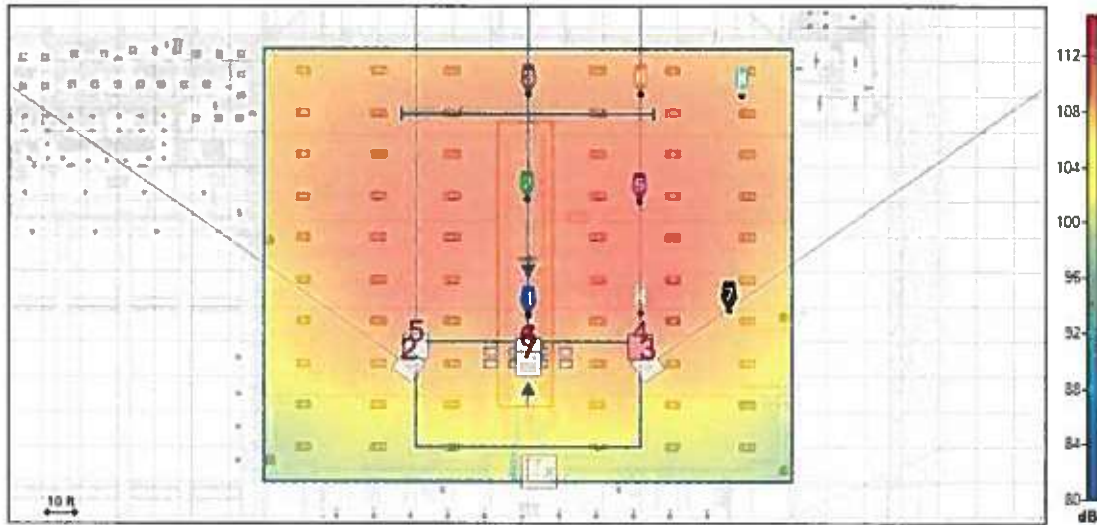
Company Name: _____

Total Price: _____

Notes: Please breakdown all cost in a detailed report with this as the cover page. (IE: labor, line item equipment cost, maintenance, software, ETC.) and attach to this page.

1 Project Information

Project Title: Canadian County Fairgrounds Expo Project
Date: January 24, 2020
Author: Chris Gonzalez
Company: DAS Audio
Notes: 14x - Event-210A (L+R)
01x - Artec-510A (Ctr)
02x - Artec-510A (Outfills)
08x - Event-218A (Subs)
Temperature: 68.0°F
Pressure: Standard (1010 hPa)
Humidity: Standard (60%)
Mapping: Broadband - A-Weighted



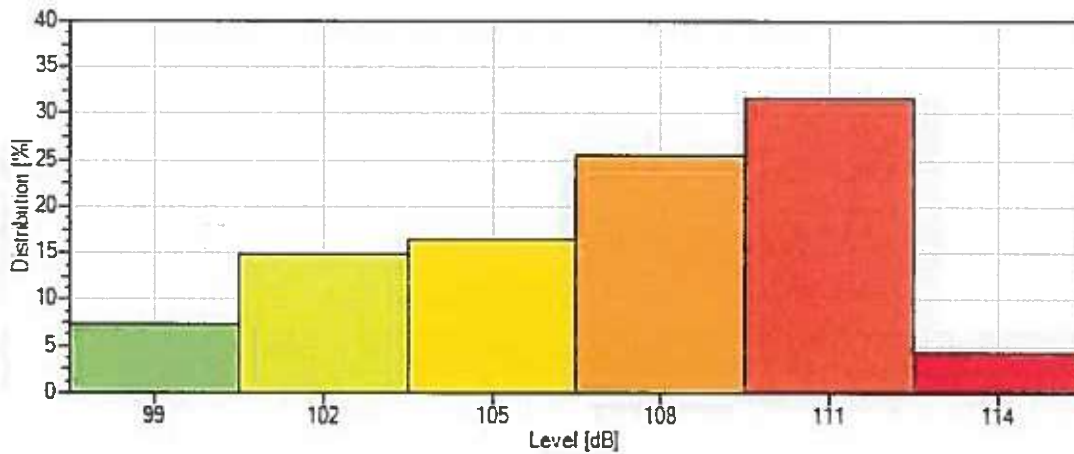
Side View: Event 210A HL

2 Sound Sources

Label	Type	System	X [ft]	Y [ft]	Z [ft]	Hor [°]	Ver [°]	Rot [°]
1 Artec 510A Ctr	Line Array	Artec500A v3-1	0.00	39.00	18.00	90.0	-40.0	0.0
2 Artec 510A HL	Line Array	Artec500A v3-1	-32.00	35.00	16.00	145.0	-20.0	0.0
3 Artec 510A HL	Line Array	Artec500A v3-1	32.00	35.00	16.00	35.0	-20.0	0.0
4 Event 210A HL	Line Array	Event 210A v3-2	30.00	40.00	20.00	90.0	-9.3	0.0
5 Event 210A HR	Line Array	Event 210A v3-2	-30.00	40.00	20.00	90.0	-9.3	0.0
6 Event 218A - Array 01	Subwoofer Array	event218A	0.00	38.75	0.00	90.0	0.0	0.0
7 Event 218A - Array 02	Subwoofer Array	event218A	0.00	35.50	0.00	90.0	0.0	0.0

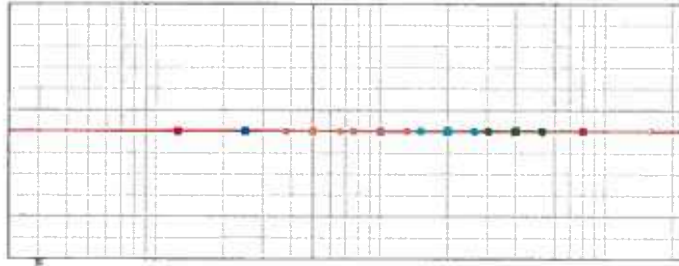
3 Distribution

Average: 107.1 dB ±4.0
 Average - Std. Dev.: 103.2 dB
 Average + Std. Dev.: 111.1 dB



4 Global Filter

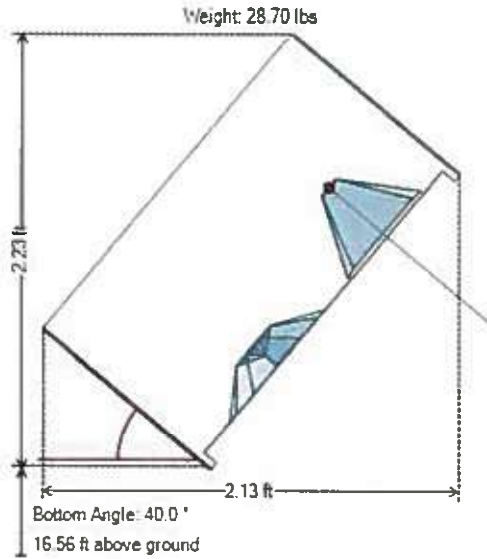
Filter Status: Active
Gain: 0.0 dB
Delay: 0.000 ms
Polarity: Normal



Filter Type	Frequency	Gain / Slope	Q Factor
No Active Filters			

5 Sound Source - Artec 510A Ctr


System: Artec500A v3-1
Company: D.A.S. Audio
Label: Artec 510A Ctr
Position: X=0.00 ft
 Y=39.00 ft
 Z=18.00 ft
Orientation: Hor=90.0°
 Ver=-40.0°
Weight: 28.70 lbs
Setup: Flown
Box Count: 1
Pinpoint Mode: Best Pinpoint
Pinpoint Number:
Remaining Vertical Angle: -130.0°
Bottom Angle: 40.0 °
Above Ground: 16.56 ft



	Box Type (Frame)	Gain	Rigging Angle	Aiming Angle
Box 1	Artec 510A	0.0 dB	0°	-40.0° -40.0°

	Box Type (Frame)	Input Configuration	Input Types
Box 1	Artec 510A	Artec510A	Artec510A: Flat

Filter Status: Active
Gain: 9.0 dB
Delay: 0.000 ms
Polarity: Normal



	Filter Type	Frequency	Gain / Slope	Q Factor
No Active Filters				

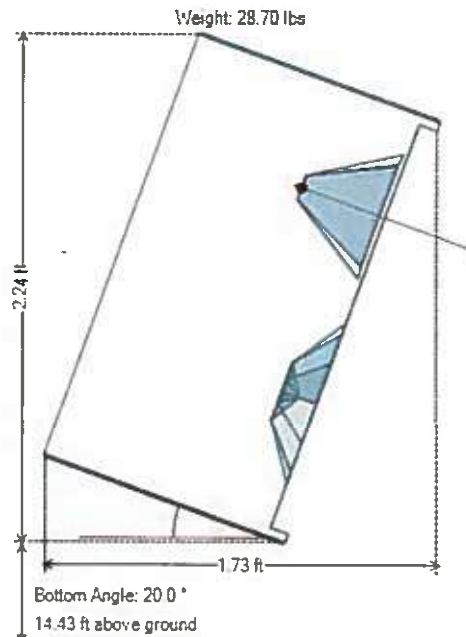
Status
 No messages

6 Sound Source - Artec 510A HL

System: Artec500A v3-1
Company: D.A.S. Audio
Label: Artec 510A HL
Position: X=-32.00 ft
 Y=35.00 ft
 Z=16.00 ft

Orientation: Hor=145.0°
 Ver=-20.0°

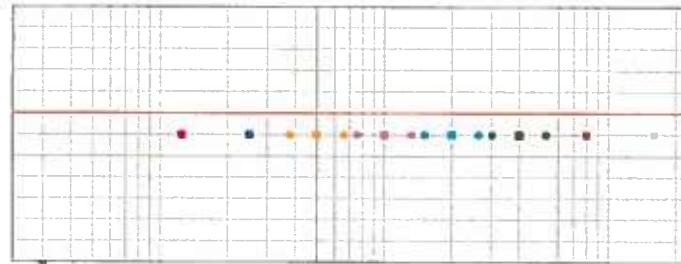
Weight: 28.70 lbs
Setup: Flown
Box Count: 1
Pinpoint Mode: Best Pinpoint
Pinpoint Number:
Remaining Vertical Angle: -110.0°
Bottom Angle: 20.0 °
Above Ground: 14.43 ft



Box 1	Box Type (Frame)	Gain	Rigging Angle	Aiming Angle
	Artec 510A	0.0 dB	0°	-20.0° -20.0°

Box 1	Box Type (Frame)	Input Configuration	Input Types
	Artec 510A	Artec510A	Artec510A: Flat

Filter Status: Active
Gain: 6.0 dB
Delay: 0.000 ms
Polarity: Normal



Filter Type	Frequency	Gain / Slope	Q Factor
No Active Filters			

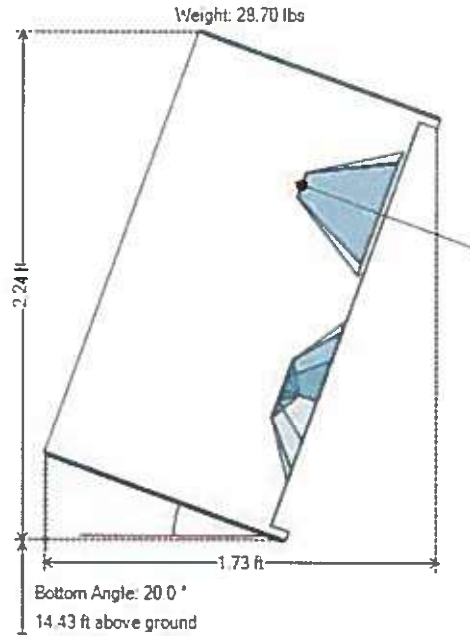
Status
 No messages

7 Sound Source - Artec 510A HL

System: Artec500A v3-1
Company: D.A.S. Audio
Label: Artec 510A HL
Position: X=32.00 ft
 Y=35.00 ft
 Z=16.00 ft

Orientation: Hor=35.0°
 Ver=-20.0°

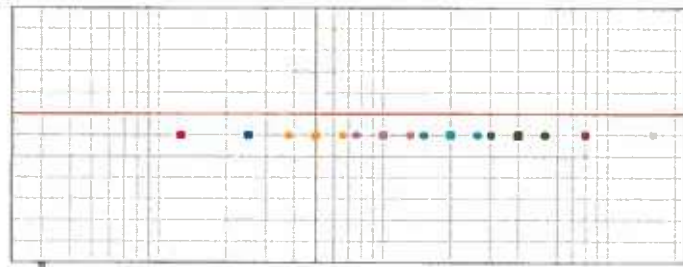
Weight: 28.70 lbs
Setup: Flown
Box Count: 1
Pinpoint Mode: Best Pinpoint
Pinpoint Number:
Remaining Vertical Angle: -110.0°
Bottom Angle: 20.0 °
Above Ground: 14.43 ft



Box	Box Type (Frame)	Gain	Rigging Angle	Aiming Angle
Box 1	Artec 510A	0.0 dB	0°	-20.0° -20.0°

Box	Box Type (Frame)	Input Configuration	Input Types
Box 1	Artec 510A	Artec510A	Artec510A: Flat

Filter Status: Active
Gain: 6.0 dB
Delay: 0.000 ms
Polarity: Normal

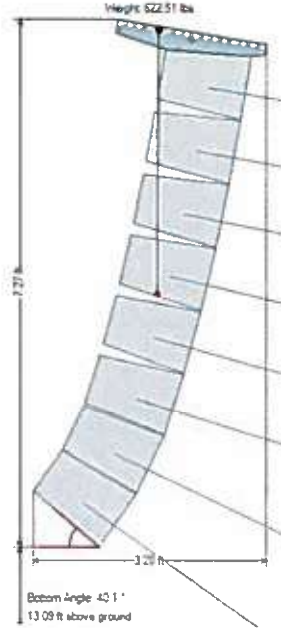


Filter Type	Frequency	Gain / Slope	Q Factor
No Active Filters			

Status
 No messages

8 Sound Source - Event 210A HL

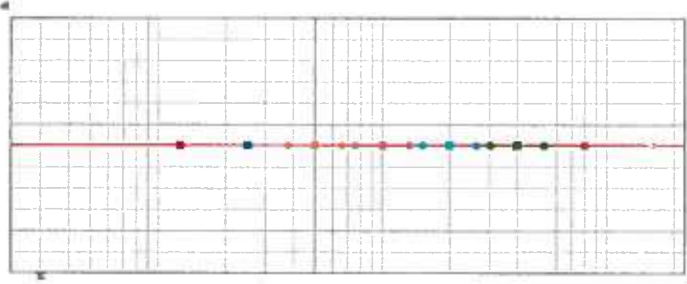
System: Event 210A v3-2
Company: D.A.S. Audio S.A.
Label: Event 210A HL
Position: X=30.00 ft
 Y=40.00 ft
 Z=20.00 ft
Orientation: Hor=90.0°
 Ver=-9.3°
Weight: 622.51 lbs
Setup: Flying AX-Event 210
Box Count: 8
Pinpoint Mode: Best Pinpoint
Pinpoint Number: 12
Remaining Vertical Angle: -0.3°
Bottom Angle: 40.1 °
Above Ground: 13.09 ft



	Box Type (Frame)	Gain	Rigging Angle	Aiming Angle
Box 1	event 210A	0.0 dB	0	-9.3°
Box 2	event 210A	0.0 dB	1	-10.3°
Box 3	event 210A	0.0 dB	1	-11.3°
Box 4	event 210A	0.0 dB	2	-13.3°
Box 5	event 210A	0.0 dB	2	-15.3°
Box 6	event 210A	0.0 dB	2	-17.3°
Box 7	event 210A	0.0 dB	8	-25.3°
Box 8	event 210A	0.0 dB	10	-35.3°

	Box Type (Frame)	Input Configuration	Input Types
Box 1	event 210A	8 U	8 U: FilterDef1
Box 2	event 210A	8 U	8 U: FilterDef1
Box 3	event 210A	8 U	8 U: FilterDef1
Box 4	event 210A	8 U	8 U: FilterDef1
Box 5	event 210A	8 U	8 U: FilterDef1
Box 6	event 210A	8 U	8 U: FilterDef1
Box 7	event 210A	8 U	8 U: FilterDef1
Box 8	event 210A	8 U	8 U: FilterDef1

Filter Status: Active
Gain: 0.0 dB
Delay: 0.000 ms
Polarity: Normal

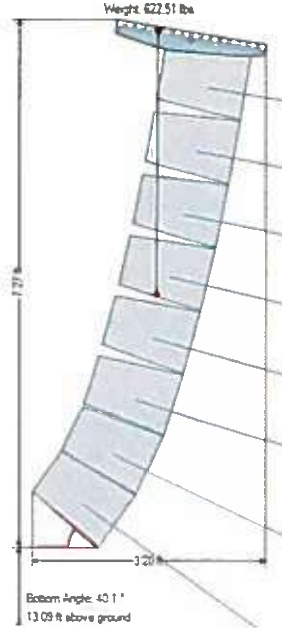


Filter Type	Frequency	Gain / Slope	Q Factor
No Active Filters			

Status
No messages

9 Sound Source - Event 210A HR

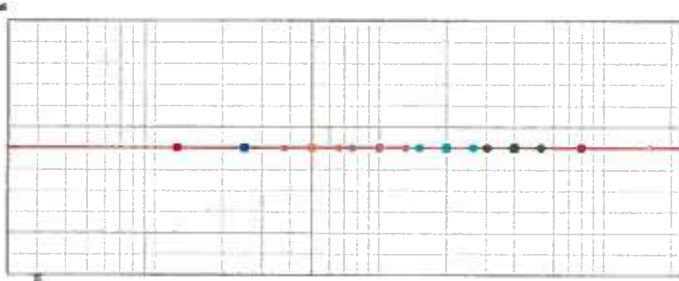
System: Event 210A v3-2
Company: D.A.S. Audio S.A.
Label: Event 210A HR
Position: X=-30.00 ft
 Y=40.00 ft
 Z=20.00 ft
Orientation: Hor=90.0°
 Ver=-9.3°
Weight: 622.51 lbs
Setup: Flying AX-Event 210
Box Count: 8
Pinpoint Mode: Best Pinpoint
Pinpoint Number: 12
Remaining Vertical Angle: -0.3°
Bottom Angle: 40.1 °
Above Ground: 13.09 ft



	Box Type (Frame)	Gain	Rigging Angle	Aiming Angle
Box 1	event 210A	0.0 dB	0	-9.3°
Box 2	event 210A	0.0 dB	1	-10.3°
Box 3	event 210A	0.0 dB	1	-11.3°
Box 4	event 210A	0.0 dB	2	-13.3°
Box 5	event 210A	0.0 dB	2	-15.3°
Box 6	event 210A	0.0 dB	2	-17.3°
Box 7	event 210A	0.0 dB	8	-25.3°
Box 8	event 210A	0.0 dB	10	-35.3°

	Box Type (Frame)	Input Configuration	Input Types
Box 1	event 210A	6 U	6 U: FilterDef1
Box 2	event 210A	6 U	6 U: FilterDef1
Box 3	event 210A	6 U	6 U: FilterDef1
Box 4	event 210A	6 U	6 U: FilterDef1
Box 5	event 210A	6 U	6 U: FilterDef1
Box 6	event 210A	6 U	6 U: FilterDef1
Box 7	event 210A	6 U	6 U: FilterDef1
Box 8	event 210A	1 U	1 U: FilterDef1

Filter Status: Active
Gain: 0.0 dB
Delay: 0.000 ms
Polarity: Normal



Filter Type	Frequency	Gain / Slope	Q Factor
No Active Filters			

Status
No messages

10 Sound Source - Event 218A - Array 01

System: event218A
Company: D.A.S. Audio S.A.
Label: Event 218A - Array 01
Setup: Symmetric
Position: X=0.00 ft
 Y=38.75 ft
 Z=0.00 ft
Orientation: Hor=90.00°
Boxes: 4
Array Width: 20.00 ft
Coverage Angle: 99°
Spacing: 6.67 ft
Approx. Frequency Limit: 84 Hz

	X [ft]	Y [ft]	Z [ft]	Delay [ms]	Total Delay [ms]
Box 1	0.00	-10.00	0.00	9.4	9.4
Box 2	0.00	-3.33	0.00	5.8	5.8
Box 3	0.00	3.33	0.00	5.8	5.8
Box 4	0.00	10.00	0.00	9.4	9.4

Box Type	Input Configuration	Input Types
event 218A	Default	Input LF: Front

11 Sound Source - Event 218A - Array 02

System: event218A
Company: D.A.S. Audio S.A.
Label: Event 218A - Array 02
Setup: Symmetric
Position: X=0.00 ft
 Y=35.50 ft
 Z=0.00 ft
Orientation: Hor=90.00°
Boxes: 4
Array Width: 20.00 ft
Coverage Angle: 99°
Spacing: 6.67 ft
Approx. Frequency Limit: 84 Hz

	X [ft]	Y [ft]	Z [ft]	Delay [ms]	Total Delay [ms]
Box 1	0.00	-10.00	0.00	3.6	3.6
Box 2	0.00	-3.33	0.00	0.0	0.0
Box 3	0.00	3.33	0.00	0.0	0.0
Box 4	0.00	10.00	0.00	3.6	3.6

Box Type	Input Configuration	Input Types
event 218A	Default	Input LF: Front

12 Audience Zone - Audience Zone 1

Label: Audience Zone 1
Shape: Rectangle

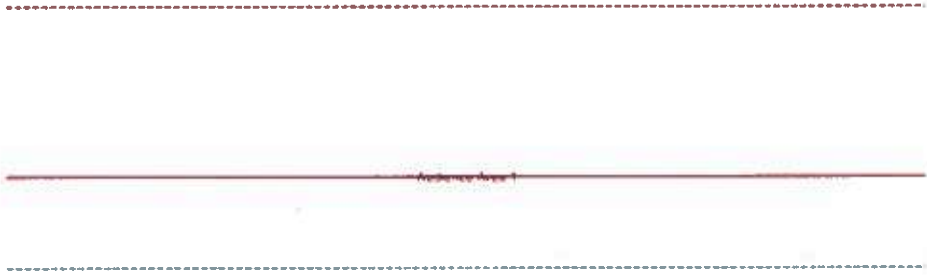
Label	Length	Ear Height
Audience Area 1	123.55 ft	5.58 ft (Standing)



13 Audience Zone - Stage

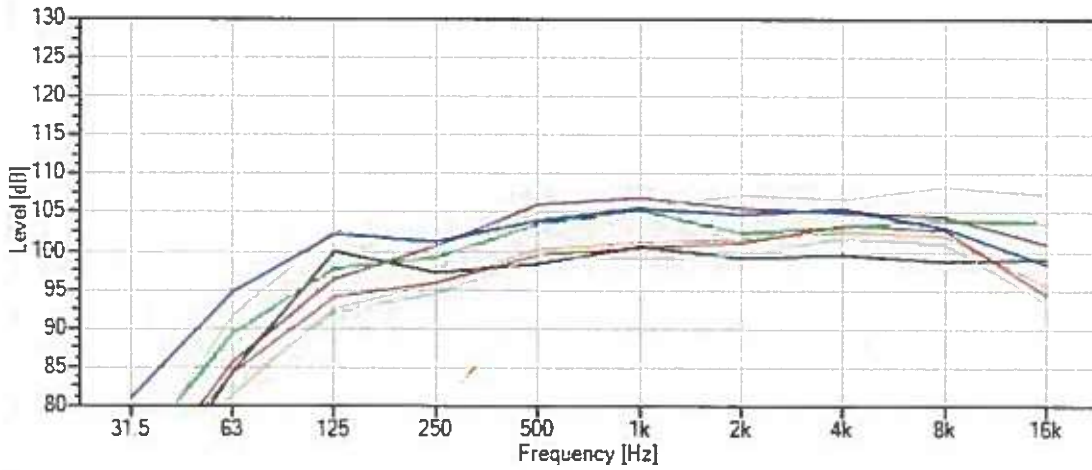
Label: Stage
Shape: Rectangle

Label	Length	Ear Height
Audience Area 1	30.00 ft	5.58 ft (Standing)




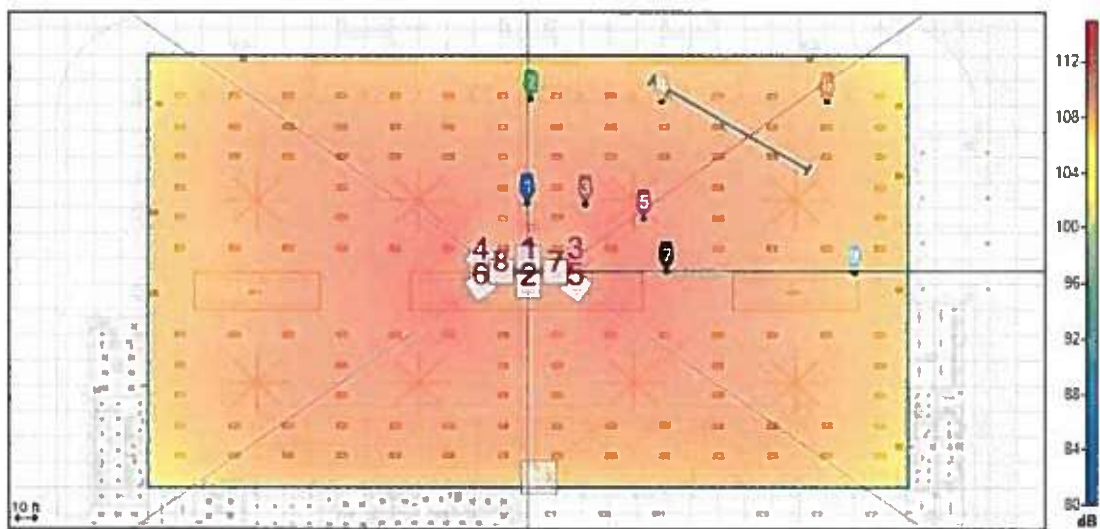
14 Receivers

	X	Y	Z
Receiver 1	0.00 ft	47.58 ft	5.58 ft
Receiver 2	-0.33 ft	80.64 ft	5.58 ft
Receiver 3	0.00 ft	110.70 ft	5.58 ft
Receiver 4	30.06 ft	48.25 ft	5.58 ft
Receiver 5	29.73 ft	79.98 ft	5.58 ft
Receiver 6	30.06 ft	110.70 ft	5.58 ft
Receiver 7	53.77 ft	48.91 ft	5.58 ft
Receiver 8	57.11 ft	110.37 ft	5.58 ft



1 Project Information

Project Title:	Canadian County Fairgrounds Arena Project
Date:	January 24, 2020
Author:	Chris Gonzalez
Company:	DAS Audio
Notes:	40x - Event-212A 14x - Event-210A 02x - Ovi-12
Temperature:	68.0°F
Pressure:	Standard (1010 hPa)
Humidity:	Standard (60%)
Mapping:	Broadband - A-Weighted



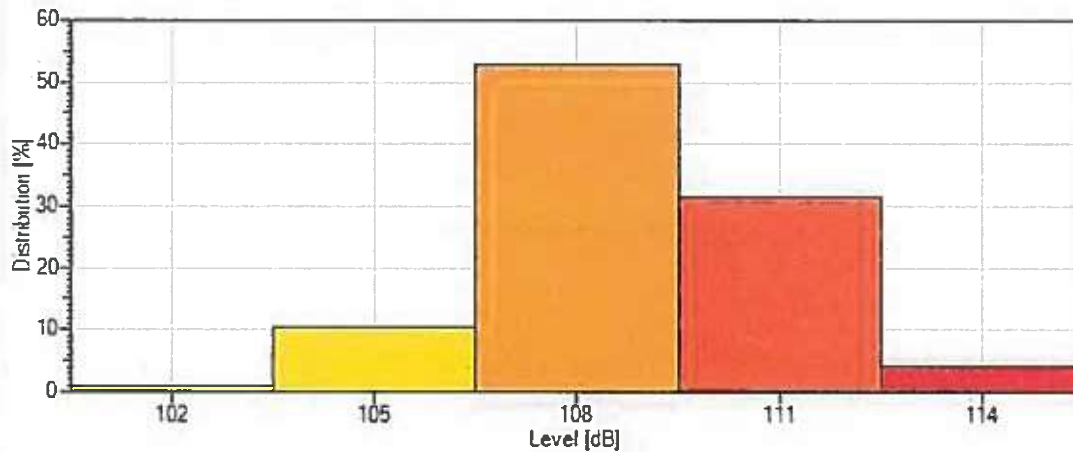
Side View: Event 212A - NE

2 Sound Sources

Label	Type	System	X [ft]	Y [ft]	Z [ft]	Hor [°]	Ver [°]	Rot [°]
1 Event 210A - N	Line Array	Event 210A v3-2	0.00	90.00	24.00	90.0	-12.5	0.0
2 Event 210A - S	Line Array	Event 210A v3-2	0.00	80.00	24.00	-90.0	-12.5	0.0
3 Event 212A - NE	Line Array	Event 212A	17.50	90.00	28.00	35.0	-8.7	0.0
4 Event 212A - NW	Line Array	Event 212A	-17.50	90.00	28.00	145.0	-8.8	0.0
5 Event 212A - SE	Line Array	Event 212A	17.50	80.00	28.00	-35.0	-8.7	0.0
6 Event 212A - SW	Line Array	Event 212A	-17.50	80.00	28.00	-145.0	-8.8	0.0
7 OVI-12 - E	Line Array	OVI-12	10.00	85.00	20.00	0.0	-90.0	0.0
8 OVI-12 - W	Line Array	OVI-12	-10.00	85.00	20.00	0.0	-90.0	0.0

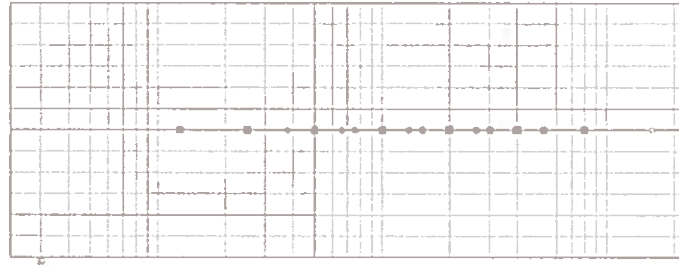
3 Distribution

Average: 108.7 dB ±2.1
 Average - Std. Dev.: 106.7 dB
 Average + Std. Dev.: 110.8 dB



4 Global Filter

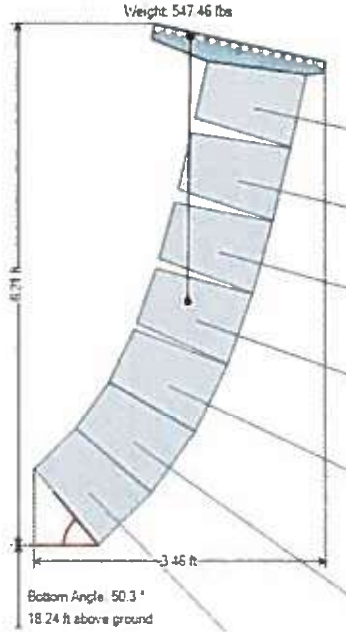
Filter Status: Active
Gain: 0.0 dB
Delay: 0.000 ms
Polarity: Normal



Filter Type	Frequency	Gain / Slope	Q Factor
No Active Filters			

5 Sound Source - Event 210A - N

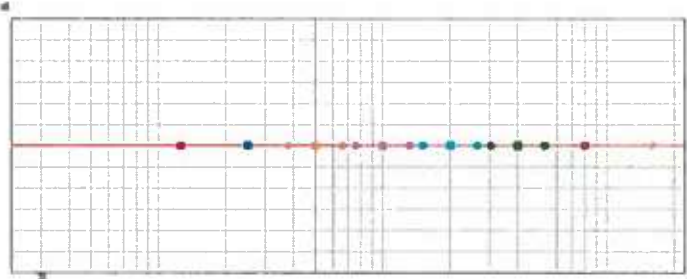
System: Event 210A v3-2
Company: D.A.S. Audio S.A.
Label: Event 210A - N
Position: X=0.00 ft
 Y=90.00 ft
 Z=24.00 ft
Orientation: Hor=90.0°
 Ver=-12.5°
Weight: 547.46 lbs
Setup: Flying AX-Event 210
Box Count: 7
Pinpoint Mode: Best Pinpoint
Pinpoint Number: 13
Remaining Vertical Angle: -0.6°
Bottom Angle: 50.3 °
Above Ground: 18.24 ft



	Box Type (Frame)	Gain	Rigging Angle	Aiming Angle
Box 1	event 210A	0.0 dB	0	-12.5°
Box 2	event 210A	0.0 dB	1	-13.5°
Box 3	event 210A	0.0 dB	2	-15.5°
Box 4	event 210A	0.0 dB	4	-19.5°
Box 5	event 210A	0.0 dB	6	-25.5°
Box 6	event 210A	0.0 dB	10	-35.5°
Box 7	event 210A	0.0 dB	10	-45.5°

	Box Type (Frame)	Input Configuration	Input Types
Box 1	event 210A	6 U	6 U: FilterDef1
Box 2	event 210A	6 U	6 U: FilterDef1
Box 3	event 210A	6 U	6 U: FilterDef1
Box 4	event 210A	6 U	6 U: FilterDef1
Box 5	event 210A	6 U	6 U: FilterDef1
Box 6	event 210A	6 U	6 U: FilterDef1
Box 7	event 210A	1 U	1 U: FilterDef1

Filter Status: Active
Gain: 0.0 dB
Delay: 0.000 ms
Polarity: Normal

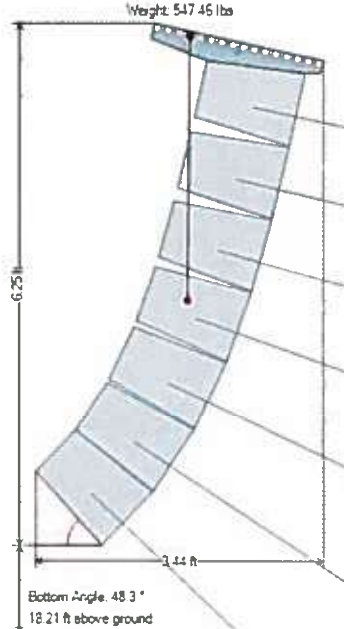


	Filter Type	Frequency	Gain / Slope	Q Factor
No Active Filters				

Status
No messages

6 Sound Source - Event 210A - S

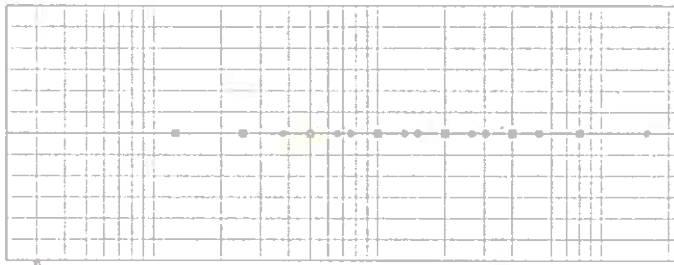
System: Event 210A v3-2
Company: D.A.S. Audio S.A.
Label: Event 210A - S
Position: X=0.00 ft
 Y=80.00 ft
 Z=24.00 ft
Orientation: Hor=-90.0°
 Ver=-12.5°
Weight: 547.46 lbs
Setup: Flying AX-Event 210
Box Count: 7
Pinpoint Mode: Best Pinpoint
Pinpoint Number: 13
Remaining Vertical Angle: -0.5°
Bottom Angle: 48.3 °
Above Ground: 18.21 ft



	Box Type (Frame)	Gain	Rigging Angle	Aiming Angle
Box 1	event 210A	0.0 dB	0	-12.5°
Box 2	event 210A	0.0 dB	1	-13.5°
Box 3	event 210A	0.0 dB	2	-15.5°
Box 4	event 210A	0.0 dB	4	-19.5°
Box 5	event 210A	0.0 dB	6	-25.5°
Box 6	event 210A	0.0 dB	8	-33.5°
Box 7	event 210A	0.0 dB	10	-43.5°

	Box Type (Frame)	Input Configuration	Input Types
Box 1	event 210A	6 U	6 U: FilterDef1
Box 2	event 210A	6 U	6 U: FilterDef1
Box 3	event 210A	6 U	6 U: FilterDef1
Box 4	event 210A	6 U	6 U: FilterDef1
Box 5	event 210A	6 U	6 U: FilterDef1
Box 6	event 210A	6 U	6 U: FilterDef1
Box 7	event 210A	1 U	1 U: FilterDef1

Filter Status: Active
Gain: 0.0 dB
Delay: 0.000 ms
Polarity: Normal

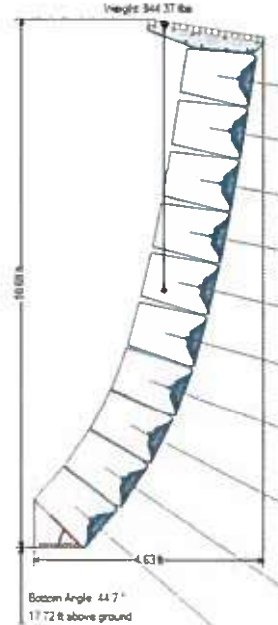


	Filter Type	Frequency	Gain / Slope	Q Factor
No Active Filters				

Status
No messages

7 Sound Source - Event 212A - NE

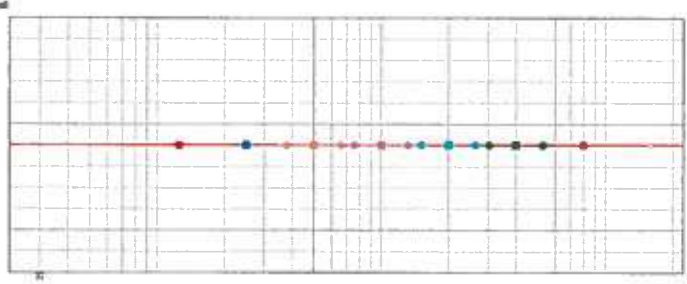
System: Event 212A
Company: D.A.S. Audio S.A.
Label: Event 212A - NE
Position: X=17.50 ft
 Y=90.00 ft
 Z=28.00 ft
Orientation: Hor=35.0°
 Ver=-8.7°
Weight: 944.37 lbs
Setup: AX-Event 212
Box Count: 10
Pinpoint Mode: Single Pinpoint
Pinpoint Number: 16
Remaining Vertical Angle: 0.0°
Bottom Angle: 44.7 °
Above Ground: 17.72 ft



	Box Type (Frame)	Gain	Rigging Angle	Aiming Angle
Box 1	Event 212A	0.0 dB	0°	-8.7°
Box 2	Event 212A	0.0 dB	0.5°	-9.2°
Box 3	Event 212A	0.0 dB	1°	-10.2°
Box 4	Event 212A	0.0 dB	1°	-11.2°
Box 5	Event 212A	0.0 dB	2°	-13.2°
Box 6	Event 212A	0.0 dB	2°	-15.2°
Box 7	Event 212A	0.0 dB	5°	-20.2°
Box 8	Event 212A	0.0 dB	7°	-27.2°
Box 9	Event 212A	0.0 dB	7°	-34.2°
Box 10	Event 212A	0.0 dB	7°	-41.2°

	Box Type (Frame)	Input Configuration	Input Types
Box 1	Event 212A	8 U	THROW: L
Box 2	Event 212A	8 U	THROW: ML
Box 3	Event 212A	8 U	THROW: M
Box 4	Event 212A	8 U	THROW: M
Box 5	Event 212A	8 U	THROW: M
Box 6	Event 212A	8 U	THROW: M
Box 7	Event 212A	8 U	THROW: M
Box 8	Event 212A	8 U	THROW: M
Box 9	Event 212A	8 U	THROW: MS
Box 10	Event 212A	8 U	THROW: S

Filter Status: Active
Gain: 0.0 dB
Delay: 0.000 ms
Polarity: Normal

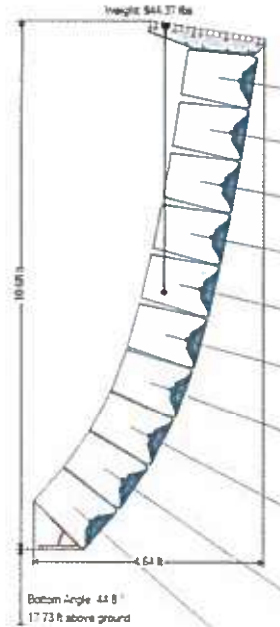


Filter Type	Frequency	Gain / Slope	Q Factor
No Active Filters			

Status
No messages

8 Sound Source - Event 212A - NW

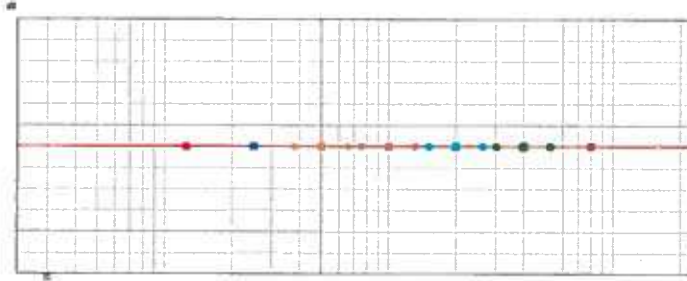
System: Event 212A
Company: D.A.S. Audio S.A.
Label: Event 212A - NW
Position: X=-17.50 ft
 Y=90.00 ft
 Z=28.00 ft
Orientation: Hor=145.0°
 Ver=-8.8°
Weight: 944.37 lbs
Setup: AX-Event 212
Box Count: 10
Pinpoint Mode: Best Pinpoint
Pinpoint Number: 16
Remaining Vertical Angle: -0.1°
Bottom Angle: 44.8 °
Above Ground: 17.73 ft



	Box Type (Frame)	Gain	Rigging Angle	Aiming Angle
Box 1	Event 212A	0.0 dB	0°	-8.8°
Box 2	Event 212A	0.0 dB	0.5°	-9.3°
Box 3	Event 212A	0.0 dB	1°	-10.3°
Box 4	Event 212A	0.0 dB	1°	-11.3°
Box 5	Event 212A	0.0 dB	2°	-13.3°
Box 6	Event 212A	0.0 dB	2°	-15.3°
Box 7	Event 212A	0.0 dB	5°	-20.3°
Box 8	Event 212A	0.0 dB	7°	-27.3°
Box 9	Event 212A	0.0 dB	7°	-34.3°
Box 10	Event 212A	0.0 dB	7°	-41.3°

	Box Type (Frame)	Input Configuration	Input Types
Box 1	Event 212A	8 U	THROW: L
Box 2	Event 212A	8 U	THROW: ML
Box 3	Event 212A	8 U	THROW: M
Box 4	Event 212A	8 U	THROW: M
Box 5	Event 212A	8 U	THROW: M
Box 6	Event 212A	8 U	THROW: M
Box 7	Event 212A	8 U	THROW: M
Box 8	Event 212A	8 U	THROW: M
Box 9	Event 212A	8 U	THROW: MS
Box 10	Event 212A	8 U	THROW: S

Filter Status: Active
Gain: 0.0 dB
Delay: 0.000 ms
Polarity: Normal

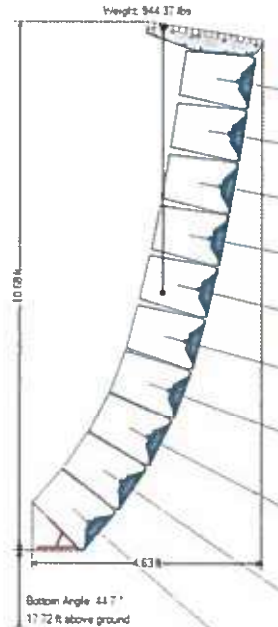


Filter Type	Frequency	Gain / Slope	Q Factor
No Active Filters			

Status
No messages

9 Sound Source - Event 212A - SE

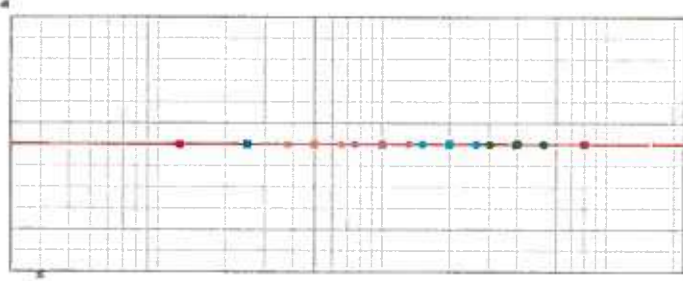
System: Event 212A
Company: D.A.S. Audio S.A.
Label: Event 212A - SE
Position: X=17.50 ft
 Y=80.00 ft
 Z=28.00 ft
Orientation: Hor=-35.0°
 Ver=-8.7°
Weight: 944.37 lbs
Setup: AX-Event 212
Box Count: 10
Pinpoint Mode: Single Pinpoint
Pinpoint Number: 16
Remaining Vertical Angle: 0.0°
Bottom Angle: 44.7°
Above Ground: 17.72 ft



	Box Type (Frame)	Gain	Rigging Angle	Aiming Angle
Box 1	Event 212A	0.0 dB	0°	-8.7°
Box 2	Event 212A	0.0 dB	0.5°	-9.2°
Box 3	Event 212A	0.0 dB	1°	-10.2°
Box 4	Event 212A	0.0 dB	1°	-11.2°
Box 5	Event 212A	0.0 dB	2°	-13.2°
Box 6	Event 212A	0.0 dB	2°	-15.2°
Box 7	Event 212A	0.0 dB	5°	-20.2°
Box 8	Event 212A	0.0 dB	7°	-27.2°
Box 9	Event 212A	0.0 dB	7°	-34.2°
Box 10	Event 212A	0.0 dB	7°	-41.2°

	Box Type (Frame)	Input Configuration	Input Types
Box 1	Event 212A	8 U	THROW: L
Box 2	Event 212A	8 U	THROW: ML
Box 3	Event 212A	8 U	THROW: M
Box 4	Event 212A	8 U	THROW: M
Box 5	Event 212A	8 U	THROW: M
Box 6	Event 212A	8 U	THROW: M
Box 7	Event 212A	8 U	THROW: M
Box 8	Event 212A	8 U	THROW: M
Box 9	Event 212A	8 U	THROW: MS
Box 10	Event 212A	8 U	THROW: S

Filter Status: Active
Gain: 0.0 dB
Delay: 0.000 ms
Polarity: Normal

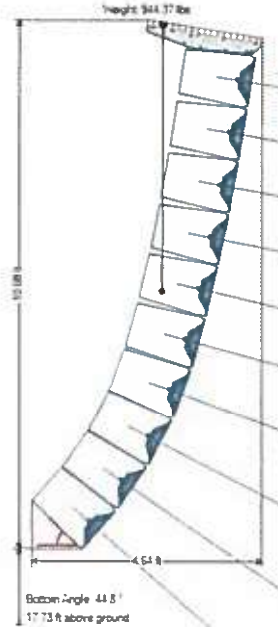


No Active Filters	Filter Type	Frequency	Gain / Slope	Q Factor
-------------------	-------------	-----------	--------------	----------

Status
No messages

10 Sound Source - Event 212A - SW

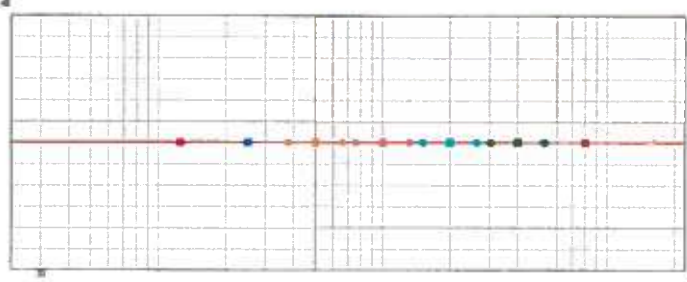
System: Event 212A
Company: D.A.S. Audio S.A.
Label: Event 212A - SW
Position: X=-17.50 ft
 Y=80.00 ft
 Z=28.00 ft
Orientation: Hor=-145.0°
 Ver=-8.8°
Weight: 944.37 lbs
Setup: AX-Event 212
Box Count: 10
Pinpoint Mode: Best Pinpoint
Pinpoint Number: 16
Remaining Vertical Angle: -0.1°
Bottom Angle: 44.8 °
Above Ground: 17.73 ft



	Box Type (Frame)	Gain	Rigging Angle	Aliming Angle
Box 1	Event 212A	0.0 dB	0°	-8.8°
Box 2	Event 212A	0.0 dB	0.5°	-9.3°
Box 3	Event 212A	0.0 dB	1°	-10.3°
Box 4	Event 212A	0.0 dB	1°	-11.3°
Box 5	Event 212A	0.0 dB	2°	-13.3°
Box 6	Event 212A	0.0 dB	2°	-15.3°
Box 7	Event 212A	0.0 dB	5°	-20.3°
Box 8	Event 212A	0.0 dB	7°	-27.3°
Box 9	Event 212A	0.0 dB	7°	-34.3°
Box 10	Event 212A	0.0 dB	7°	-41.3°

	Box Type (Frame)	Input Configuration	Input Types
Box 1	Event 212A	8 U	THROW: L
Box 2	Event 212A	8 U	THROW: ML
Box 3	Event 212A	8 U	THROW: M
Box 4	Event 212A	8 U	THROW: M
Box 5	Event 212A	8 U	THROW: M
Box 6	Event 212A	8 U	THROW: M
Box 7	Event 212A	8 U	THROW: M
Box 8	Event 212A	8 U	THROW: M
Box 9	Event 212A	8 U	THROW: MS
Box 10	Event 212A	8 U	THROW: S

Filter Status: Active
Gain: 0.0 dB
Delay: 0.000 ms
Polarity: Normal




Filter Type	Frequency	Gain / Slope	Q Factor
No Active Filters			

Status
No messages

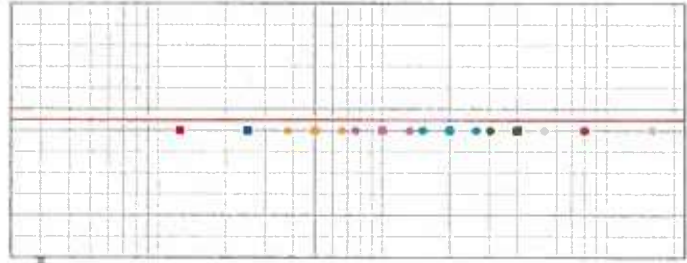
11 Sound Source - OVI-12 - E

System: OVI-12
Company: D.A.S. Audio Group
Label: OVI-12 - E
Position: X=10.00 ft
 Y=85.00 ft
 Z=20.00 ft
Orientation: Hor=0.0°
 Ver=-90.0°
Weight: 23.86 lbs
Setup: Main Frame
Box Count: 1
Pinpoint Mode: Best Pinpoint
Pinpoint Number: 1
Remaining Vertical Angle: -180.0°
Bottom Angle: 90.0 °
Above Ground: 19.74 ft



	Box Type (Frame)	Gain	Rigging Angle	Aiming Angle
Box 1	OVI-12	0.0 dB	0	-90.0°

Filter Status: Active
Gain: 3.0 dB
Delay: 0.000 ms
Polarity: Normal

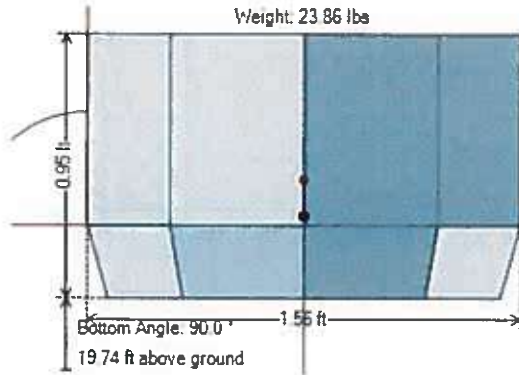


Filter Type	Frequency	Gain / Slope	Q Factor
No Active Filters			

Status
 No messages

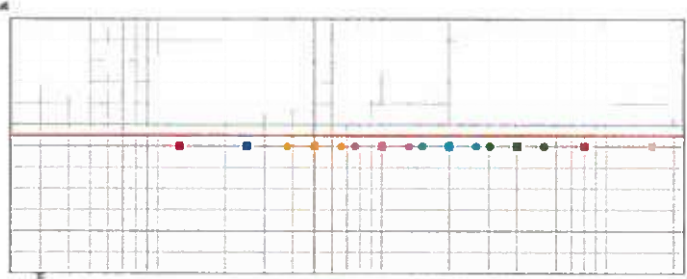
12 Sound Source - OVI-12 - W

System: OVI-12
Company: D.A.S. Audio Group
Label: OVI-12 - W
Position: X=-10.00 ft
 Y=85.00 ft
 Z=20.00 ft
Orientation: Hor=0.0°
 Ver=-90.0°
Weight: 23.86 lbs
Setup: Main Frame
Box Count: 1
Pinpoint Mode: Best Pinpoint
Pinpoint Number: 1
Remaining Vertical Angle: -180.0°
Bottom Angle: 90.0°
Above Ground: 19.74 ft



	Box Type (Frame)	Gain	Rigging Angle	Aiming Angle
Box 1	OVI-12	0.0 dB	0	-90.0°

Filter Status: Active
Gain: 3.0 dB
Delay: 0.000 ms
Polarity: Normal



Filter Type	Frequency	Gain / Slope	Q Factor
No Active Filters			

Status
 No messages

13 Audience Zone - Arena

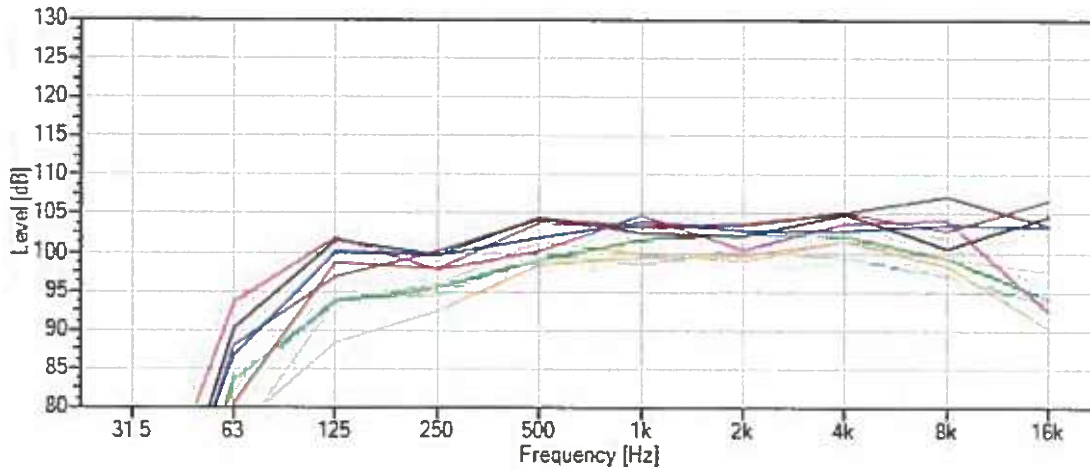
Label: Arena
Shape: Rectangle

Label	Length	Ear Height
Audience Area 1	170.00 ft	5.58 ft (Standing)



14 Receivers

	X	Y	Z
Receiver 1	-0.44 ft	111.80 ft	5.58 ft
Receiver 2	0.88 ft	152.65 ft	5.58 ft
Receiver 3	21.09 ft	111.36 ft	5.58 ft
Receiver 4	49.20 ft	151.77 ft	5.58 ft
Receiver 5	42.61 ft	105.65 ft	5.58 ft
Receiver 6	110.26 ft	151.77 ft	5.58 ft
Receiver 7	50.96 ft	85.00 ft	5.58 ft
Receiver 8	120.36 ft	84.56 ft	5.58 ft
Receiver 9	0.02 ft	84.85 ft	5.58 ft





**Canadian County
Purchasing**

Affidavit / Proof of Mailing

Date Issued: October 13, 2020

Bid Number: 2021-#07

Closing Date: October 19, 2020 at 8:30am

PO Box 458, 201 N. Choctaw Ave., El Reno, OK 73036

Opening Date: October 19, 2020 during the Public Facilities Authority Meeting that begins at 8:30am

Commissioner's Meeting Room, 201 N. Choctaw Ave., El Reno, OK 73036

~ AFFIDAVIT ~

Audio Visual Design / Fairgrounds / for Public Facilities Authority

State of Oklahoma)
County of Canadian) §

I, Krissi Jensen Purchasing Agent, in and for said County and State, do hereby certify that "Invitations to Bid" were sent to the following:

Bid Clerk
projects@bidclerk.com

Bid News
projects@isqft.com

ePlan
1400 Forum Blvd. Ste 7B
Columbia, MO 65203

Francis Tuttle Vo-Tech
Attn: Bid Assistance – Judy Robbins
12777 N. Rockwell
Oklahoma City, OK 73142

Online Data Service
5425 Peachtree Parkway
Peachtree Corners, GA 30092

Reed Construction
30 Technology Pkwy South, Suite 100
Norcross, GA 30092


E21
11504 NW 130th St.
Piedmont, OK 73078

Corey's AV
9525 W. Reno Ave.
Oklahoma City, OK 73127

Production Essentials
4349 SW 23rd St.
Oklahoma City, OK 73108

Ford AV
4800 W. I 40 Service Rd.
Oklahoma City, OK 73128

Witness my hand and seal this 24th day of August, 2020.



Krissi Jensen, Purchasing Agent
(SEAL)





**Canadian County
Purchasing**

BID CHECKLIST

Date Issued: October 13, 2020
Bid Number: **2021-#07**
Closing Date: October 19, 2020 at 8:30am
PO Box 458, 201 N. Choctaw Ave., El Reno, OK 73036
Opening Date: October 19, 2020 during the Public Facilities Authority Meeting that begins at 8:30am
Commissioner's Meeting Room, 201 N. Choctaw Ave., El Reno, OK 73036

**TO HELP PREVENT BIDS FROM BEING REJECTED FOR LACK OF COMPLETION
PLEASE CHECK FOR THE FOLLOWING:**

- Is the Invitation to Bid Signed and Notarized? _____
- Is the bid bond or cashier's check enclosed? _____
- Is the Business Relationships Affidavit enclosed? _____
- Is the Non-Collusion Bidding Certificate enclosed? _____
- Are all applicable spaces filled in? _____
- Are all necessary papers enclosed? _____
- Is the Bid # and Opening Date on outside of return envelope? _____

**Bids will be received beginning 8:30am Tuesday October 13, 2020 until 8:30am Monday October 19, 2020
(Do not turn bid in before Tuesday October 13th, 2020 @ 8:30am – bid will not be opened or considered)**

Thank You,

Krissi Jensen, Purchasing Agent

NON-COLLUSION BIDDING CERTIFICATION

_____ (PROJECT NAME)

STATE OF OKLAHOMA)
)SS
COUNTY _____)

A. For purposes of competitive bids, I certify:

1. I am the duly authorized agent of _____, the bidder submitting the competitive bid which is attached to this statement, for the purpose of certifying the facts pertaining to the existence of collusion among bidders and between bidders and state officials or employees, as well as facts pertaining to the giving or offering of things of value to government personnel in return for special consideration in the letting of any contract pursuant to the bid to which this statement is attached;
2. I am fully aware of the facts and circumstances surrounding the making of the bid to which this statement is attached and has been personally and directly involved in the proceedings leading to the submission of such bid; and
3. Neither the bidder nor anyone subject to the bidder's direction or control has been a party to the following:
 - a. Any collusion among bidders in restraint of freedom of competition by agreement to bid at a fixed price or to refrain from bidding;
 - b. Any collusion with any state official or employee as to quantity, quality or price in the prospective contract, or as to any other terms of such prospective contract; and
 - c. Any discussions between bidders and any state official concerning exchange of money or other thing of value for special consideration in the letting of a contract.

B. I certify, if awarded the contract, whether competitively bid or not, that neither the Contractors nor anyone subject to the Contractor's direction or control has paid, given, or donated or agreed to pay, give, or donate to any officer or employee of the State of Oklahoma any money or other thing of value, either directly or indirectly, in procuring the contract to which this statement is attached.

Certified this _____ day of _____, 20____.

(Signature)

(Print Name)

(Position in the Company)

BUSINESS RELATIONSHIPS AFFIDAVIT

_____ (PROJECT NAME)

STATE OF OKLAHOMA)
)SS
COUNTY OF _____)

_____, of lawful age, being duly sworn, on oath says that he or she is the agent authorized by the bidder to submit the attached bid. Affiant further states that the nature of any partnership, or other business relationship presently in effect, of which existed within one (1) year prior to the date of this statement with the architect, engineer, or other party to the project is as follows:

Affiant further states that any such business relationship presently in effect of which existed within one (1) year prior to the date of this statement between any officer or director of the bidding company and any officer or director of the architectural or engineering firm or other party to the project is as follows:

Affiant further states that the names of all persons having any such business relationships and the positions they hold with their respective companies or firms are as follows:

(If none of the business relationships herein above mentioned exist, affiant should so state.)

(Signature of Affiant)

Subscribed and sworn to before me this _____ day of _____, 20__

Notary Public _____

My Commission Expires _____